



**NOTICE OF A WORK SESSION
OF THE CITY COUNCIL
OF THE CITY OF SUNSET VALLEY, TEXAS
TUESDAY, APRIL 19, 2022
4:30 P.M. - 6:00 P.M.**


In accordance with the Open Meetings Act, Chapter 551 of the Government Code of Texas, notice is hereby given to all interested persons that the Sunset Valley City Council will hold a Work Session at **4:30 P.M.** on Tuesday, April 19, 2022 in the City Council Chambers, 3205 Jones Road, Sunset Valley, Texas, for the following purposes:

1. Call to order of the City Council
2. Citizen/Public Communication (Limited to 3 minutes)
3. Council will discuss the following items, but take no action:
 - A. FY 2023 Introductory Budget Presentation
4. Directive to the City Administrator by the Mayor regarding follow-up work products for a future Council Agenda.
5. Adjourn

Remote Participation Notice

AT THIS MEETING AT THE STATED LOCATION, A QUORUM OF THE CITY COUNCIL WILL BE PHYSICALLY PRESENT AND THIS NOTICE SPECIFIES THE INTENT TO HAVE A QUORUM PRESENT THERE, AND THE MEMBER OF THE CITY COUNCIL PRESIDING OVER THE MEETING WILL BE PHYSICALLY PRESENT AT THAT LOCATION. ONE OR MORE MEMBERS OF THE CITY COUNCIL MAY PARTICIPATE IN THIS MEETING REMOTELY, AND IF SO, VIDEOCONFERENCE EQUIPMENT PROVIDING TWO-WAY AUDIO AND VIDEO DISPLAY AND COMMUNICATION WITH EACH MEMBER WHO IS PARTICIPATING BY VIDEOCONFERENCE CALL WILL BE MADE AVAILABLE.

I certify that the above notice of meeting was posted at City Hall, 3205 Jones Road, Sunset Valley, Texas, on the 14th day of April 2022 at 5:00 P.M.


Matt Lingafelter
City Secretary

FY 22-23 Strategic Budget Planning

City Council Agenda

4.19.2022

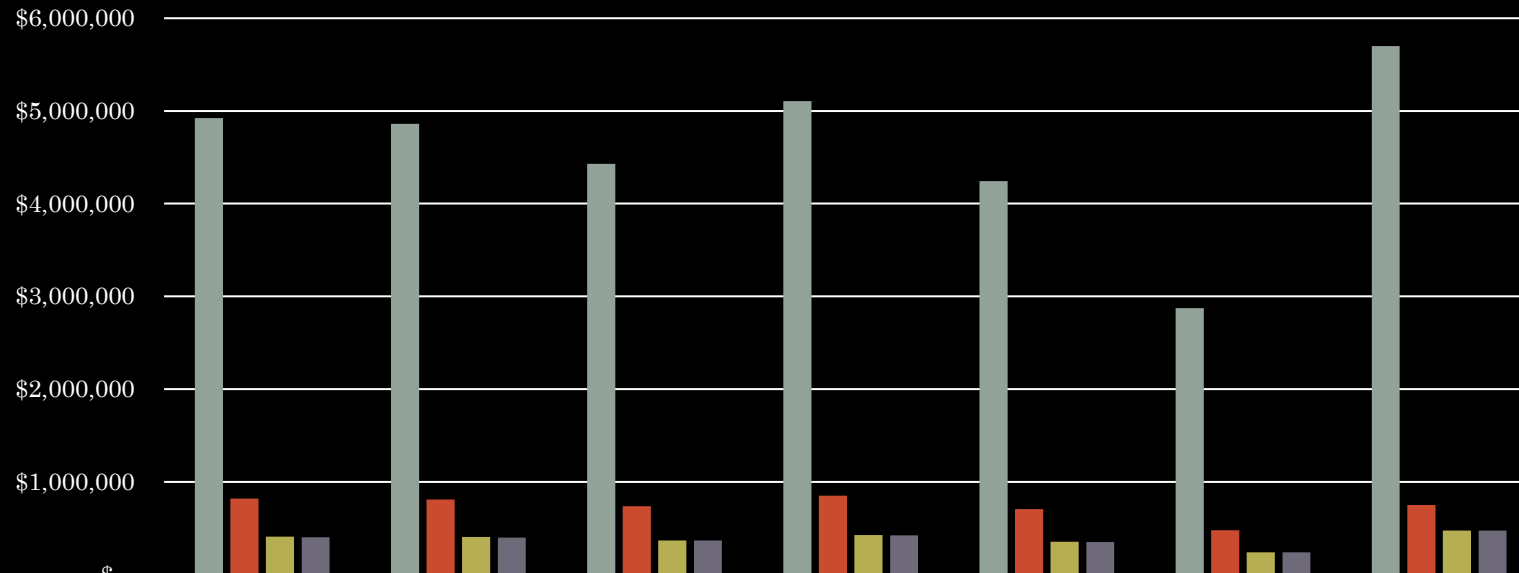
FY 21-22 Year in Review

Ending Fund Balances					
Fund	Reserve	Committed	Non-Committed	Restricted	Total Balance
General Fund	5,355,022	1,467,032*	3,539,460	19,305	10,380,818
Utility Fund	374,998	4,640,094			5,015,092
Street Fund				8,319,511	8,319,511
Hotel Occupancy Tax Fund				704,366	704,366
Venue Tax Fund		32,828		1,298,763	1,331,591
Crime Control & Prevention District Tax Fund					431,363
GN Equipment Repair & Replacement Fund		153,577			153,577
City Facilities Fund		72,768			72,768
Drainage Fund		753,086			753,086
Total	5,730,020	6,369,384	4,289,460	10,341,945	27,162,172

**GF Committed includes the \$750K set aside in FY 20/21 for Beautification*

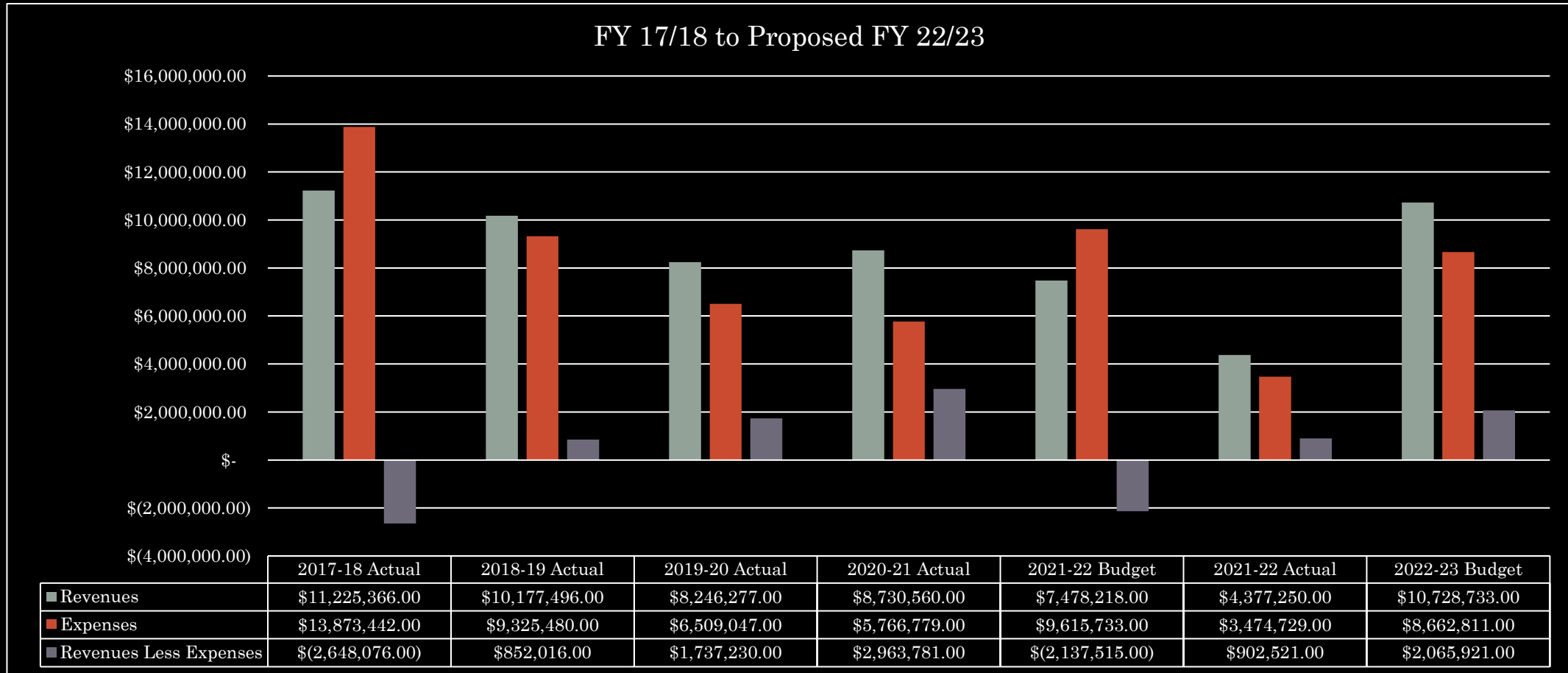
Sales Tax to March 2022

Sales Tax Revenue - Actual vs FY 22-23 Proposed

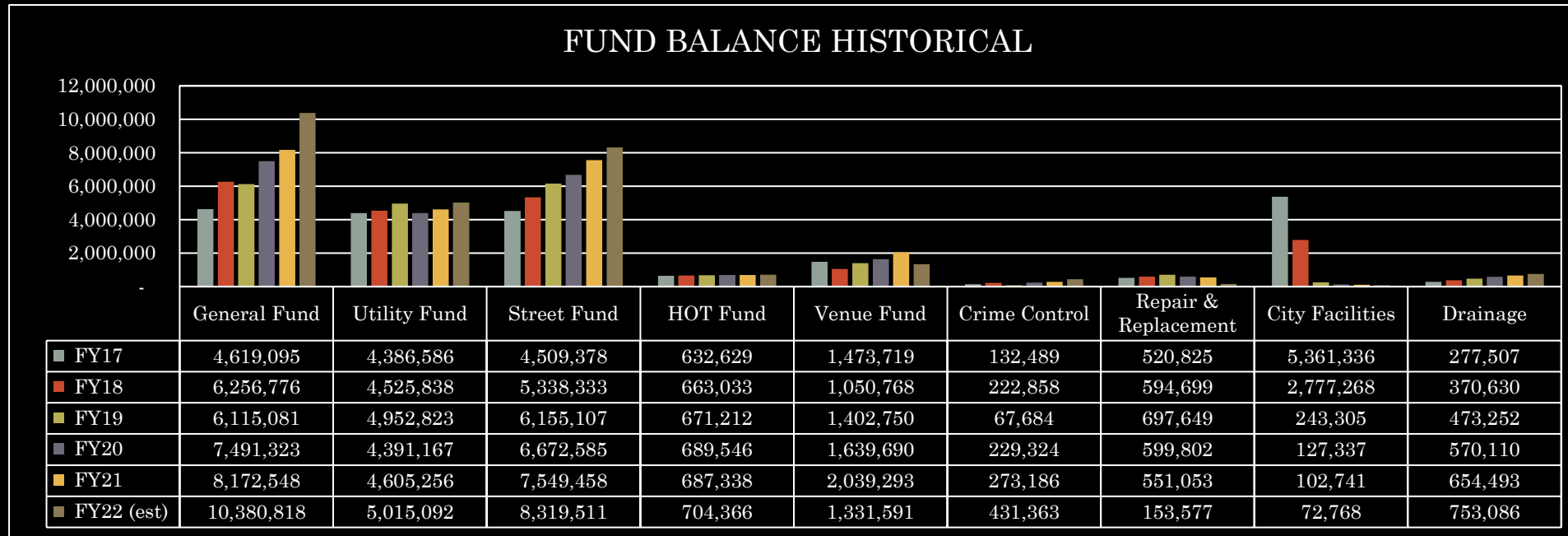


	2016-17 Actual	2017-18 Actual	2018-19 Actual	2019-20 Actual	2020-21 Actual	2021-22 Actual	2022-23 Proposed Budget
■ Sales & Use Tax	\$4,923,353	\$4,861,535	\$4,427,629	\$5,105,213	\$4,243,108	\$2,874,454	\$5,700,000
■ Sales and Use Tax - R&M Street	\$820,538	\$810,236	\$737,920	\$850,848	\$707,167	\$479,064	\$750,000
■ Sales and Use Tax - Green Tax	\$410,300	\$405,148	\$368,988	\$425,456	\$353,610	\$239,550	\$475,000
■ Sales & Use Tax - Crime Control and Prevention Tax	\$403,044	\$398,627	\$365,836	\$421,818	\$349,247	\$238,783	\$475,000

Historical Analysis



Fund Balance Historical



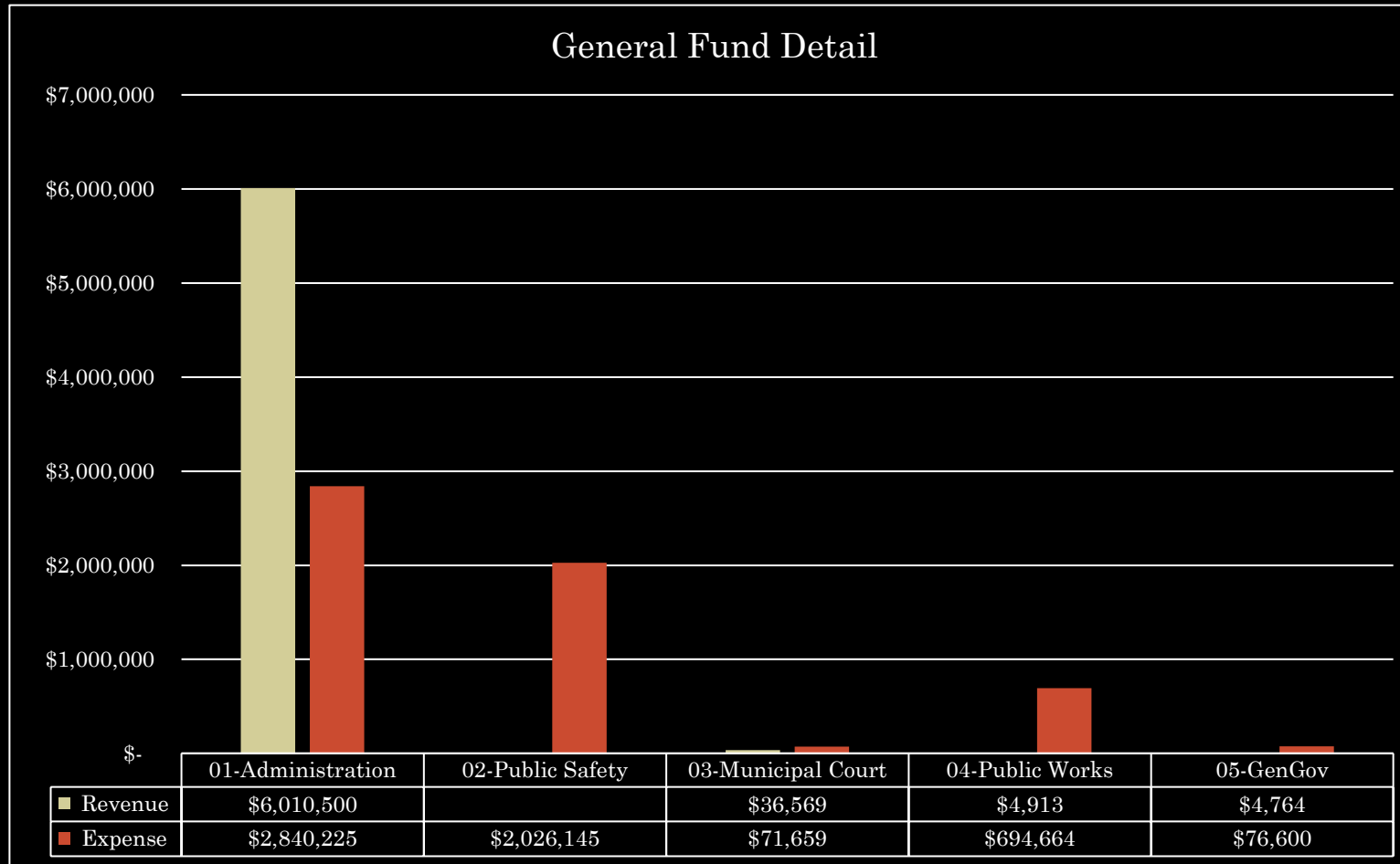
FY 22-23 Proposed Budget

Overall		Key Information
Revenue	10,728,732	<ol style="list-style-type: none">1. Includes all transfers and subsidies2. Does NOT include encumbrance/carryover from unspent Capital Funds
Expense	8,662,812	<ol style="list-style-type: none">1. Does NOT include Capital Project Expenses2. Includes the creation of a separate Replacement Fund
Surplus/Deficit	2,065,921	

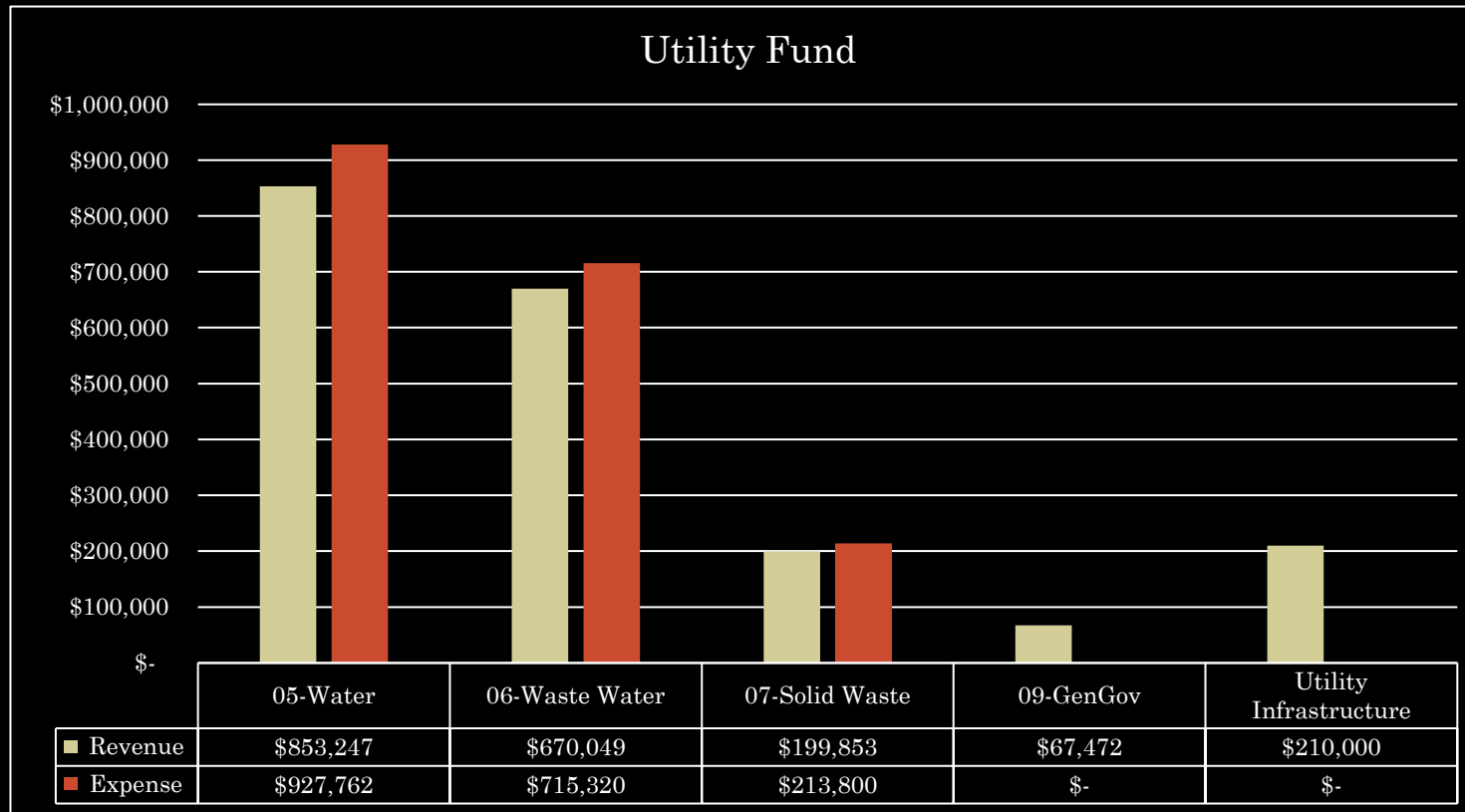
FY 22/23 - All Funds - Detail

Fund	Revenue	Expense	Surplus/(Deficit)	Notes
(1) General Fund	6,056,746	5,709,293	347,453	
(02) Utility Fund	2,000,621	1,856,882	143,739	
(14) Street R&R	828,425	218,614	609,811	
(16) HOT	264,636	106,350	158,286	
(18) Venue (Green)	476,800	208,828	267,972	
(19) Crime Control	475,500	461,420	14,080	
(21) Equipment R&R	500,000	-	500,000	Will be transferred to the respective department if purchases approved
(25) Drainage	126,004	101,425	24,579	
(30) CIP			-	Has NOT been presented to PW for approval and is therefore not included in this budget proposal
Total	10,728,732	8,662,812	2,065,920	

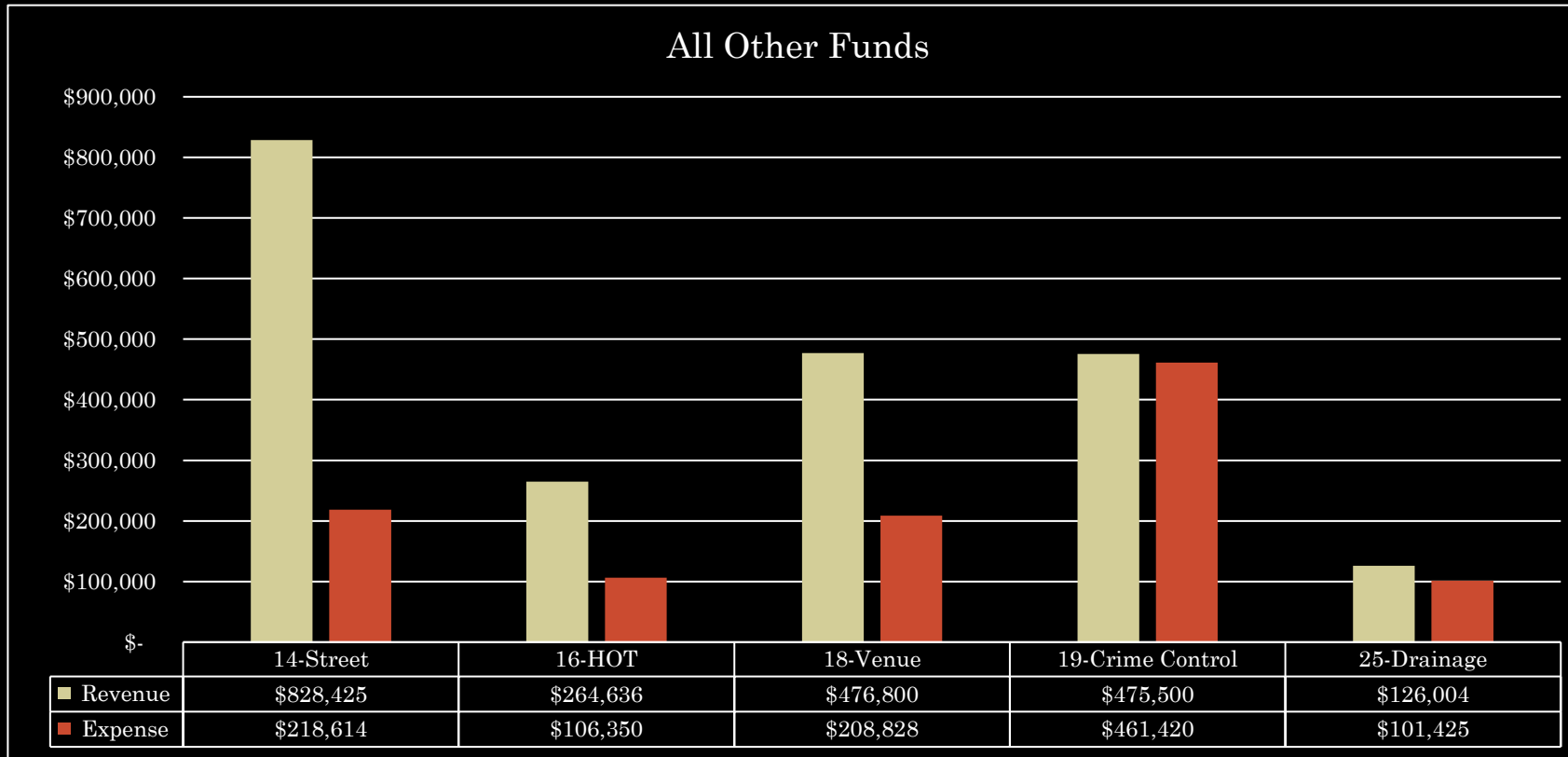
01- General Fund – Department Detail



02 - Utility Fund – Department Detail



All Other Remaining Funds



Key Items in the Budget

- No Reduction to Subsidies – Overall Utility Subsidy of \$978,019
- Utility Infrastructure Fund Transfer - \$210,000
- Creation of a Replacement Fund for \$285,000 – *Annual Commitment*
 - Vehicles - \$150,000
 - IT Assets - \$35,000
 - Key Duty Gear (PD) - \$25,000
 - Equipment (Mowers, etc) - \$75,000
- Creation of a Maintenance Fund for Buildings - \$215,000 – *Annual Commitment*
- 4% Cost of Living (COLA)
- Step Increases for PD and PW Staff
- 5% Increase in Insurance Benefits Other Than Medical
- 15% Increase in Medical Benefits - \$282,642 (*This can vary greatly*)
- Contingency Fund - \$63,800
 - General Government - \$19,500
 - Public Safety - \$30,000
 - Public Works - \$14,300
- Emergency Fund - \$100,000
 - *Annual Commitment*
 - Public Safety - \$50,000
 - Public Works - \$50,000

Projected Ending Fund Balances FY 22-23

How much money does the City expect to be in the bank at the end of the year?	
Estimated End of Year Reserves:	
General Fund	10,728,271
Utility Fund	5,158,831
Street Fund	8,929,322
Hotel Occupancy Tax Fund	862,652
Venue Tax Fund	1,599,563
Crime Control Tax Fund	445,443
GN Equipment Repair & Replacement Fund	483,577
City Facilities Fund	72,768
Drainage Fund	777,665
Total	29,058,092

Items Requiring Additional Consideration & Discussion

- Repair & Maintenance - Operational
 - (5755) Vehicles
 - (5745) Equipment
- Maintenance – Dedicated Building Fund
(Building not competing with Vehicles or IT)
- Dedicated Replacement Fund
 - Computer/IT Assets
 - Vehicles
 - Heavy Equipment
 - Duty Gear
- Dedicated Sinking Fund for Building Replacement
- 3RD Party Landscaping Services brought back in-house

Dept.	Account	Amount
PD	(5755) Repair & Maintenance - Vehicles	\$ 15,200.00
	(5745) Repair & Maintenance - Equipment	\$ 4,200.00
PW	(5740) Repair & Maintenance - Buildings	\$ 15,000.00
	(5755) Repair & Maintenance - Vehicles	\$ 8,000.00
	(5745) Repair & Maintenance - Equipment	\$ 7,500.00
WW	(5755) Repair & Maintenance - Vehicles	\$ 1,500.00
	(5745) Repair & Maintenance - Equipment	\$ 1,200.00
W	(5755) Repair & Maintenance - Vehicles	\$ 2,000.00
	(5745) Repair & Maintenance - Equipment	\$ 1,500.00
Streets	(5750) Repair & Maintenance - Streets & Drainage	\$150,000.00
Venue	(5749) Repair and Maintenance - Natural Waterways	\$ 12,000.00
	(5745) Repair & Maintenance - Equipment	\$ 3,000.00
	(5753) Repair & Maintenance - Trails & Footpaths	\$ 2,000.00
Drainage	(5746) Repair & Maint. - Drainage-Streets & ROW	\$ 19,000.00

Items for Consideration NOT Included in the Proposed Budget

- Capital Improvement Year 2 of the 5 Year Plan
 - Discussion of Funding from Excess Revenues in FY 21-22
 - Discussion of Funding from Reserves in those Funds
 - Combination of Funding
 - No Funding and Wait Until Year 3 to Execute
- Committee Requests
 - Total Requests of \$643,200
 - Arts - \$81,350
 - CED - \$25,000
 - P&E - \$536,850 (includes \$80K of a CIP Project for a proposed Burger Center Trail)
- Outside Requests
- Council Requests

Capital Improvement Plan (CIP)

CIP Year 1

- Items in Engineering and Design Phase
 - Lone Oak and Sunset Trail
 - 290 Sewer Line
- Projects Underway
 - Lift Station Project is in Bidding Phase
 - Water Quality Ponds in Bidding Phase
 - Land Development Code in Solicitation Phase
 - Parks and Open Space Plan
 - GIS Mapping
 - AV upgrades at City Hall
 - Public Safety Improvements
 - AMI Training to be held in May
- Projects Nearing Completion
 - Valley Creek Park Trail Improvement Anticipated to be completed in May 2022
 - Backflow Protection-Awaiting Final Box.

Project Name	Amount
Public Safety Improvements - City Hall	\$ 115,000
Land Development Code	\$ 50,000
Mapping	\$ 25,000
Park and Open Space	\$ 50,000
Backflow Preventer Repair	\$ 15,000
Residential AMR Water Meter Replacement	\$ 105,000
Stearns Land Lift Station	\$ 112,000
US-290 Sewer	\$ 150,000
Lone Oak Turnaround & Street Maintenance Plan 2022	\$ 537,130
Valley Creek Park Trail Improvements	\$ 40,000
Lovegrass Water Quality Pnd	\$ 65,000
Sunset Trail Waterline Improvements	\$ 252,000
AV Repair & Upgrade in City Hall	\$ 25,000
Total	\$ 1,541,130

CIP Year 2 - Proposed

- Has NOT been presented to Public Works and is therefore NOT incorporated into the Budget at this time.
- Total Proposed - \$1,491,000
 - W & WW = \$282,000
 - Home Depot Water Vault - \$50,000
 - AISD Meter Conversion - \$10,000
 - Burger Center Fire Line - \$22,000
 - Waterline Project-\$200,000 *
 - Streets = \$1,049,010
 - Maintenance \$799,010
 - ERW Repair \$250,000
 - General Fund = \$80,000
 - Burger Center Trail

**Pending discussion with Austin Water and Townbridge (Previously ERW Project)*

Proposed CIP Summary							Engineering Costs will be estimated at 15% of the project cost.
Project/Fund	Current Year	FY 22	FY 23	FY 24	FY 25	FY 26	Total
Utility Fund (Water & Wastewater)							\$ 1,774,000
W -Lone Oak	\$ 190,000.00						
W -Sunset Trail	\$ 128,000.00	\$ 252,000.00					
W -Backflow Prevention		\$ 15,000.00					
W -Residential Automated Meter Reading		\$ 105,000.00					
WW- Lift Station	\$ 82,000.00	\$ 112,000.00					
WW - US 290 Sewer		\$ 150,000.00					
W - ERW Waterline			\$ 200,000				
W- Home Depot Water Vault			\$ 50,000				
W - AISD Meter Conversion			\$ 10,000				
W- Burger Center Fire Line			\$ 22,000				
W - AISD Meter Conversion				\$ 80,000			
W- Burger Center Fire Line				\$ 178,000			
W- Commercial AMR						\$ 200,000	
Subtotal	\$ 400,000.00	\$ 634,000.00	\$ 282,000	\$ 258,000	\$ -	\$ 200,000	
Streets							\$ 1,856,140
S- Lone Oak Turnaround		\$ 80,000.00					
S- Lone Oak Related to Waterline Above		\$ 239,126.00					
S- Sunset Trail Related to Waterline Above		\$ 143,003.00					
S- Maintenance Plan FY 22		\$ 75,001.00					
S- Maintenance Plan FY 23			\$ 799,010				
S- ERW Repair			\$ 250,000				
S- Maintenance Plan FY 24				\$ 90,000			
S- Maintenance Plan FY 25					\$ 90,000		
S- Maintenance Plan FY 26						\$ 90,000	
Subtotal		\$ 537,130.00	\$ 1,049,010	\$ 90,000	\$ 90,000	\$ 90,000	
Drainage							
Subtotal		\$ -					
Venue Fund							\$ 65,000
Lovegrass Water Quality Pond		\$ 65,000.00					
Subtotal		\$ 65,000.00		\$ -	\$ -	\$ -	
General Fund							\$ 385,000
Burger Center Trail			\$ 80,000				
Valley Creek Park		\$ 40,000.00					
Parks and Open Space Master Plan		\$ 50,000.00					
Land Development Code		\$ 50,000.00					
<i>Public Safety Improvements-City Hall Complex</i>		\$ 115,000.00					<i>New project per Council priority -Mayor's Budget</i>
<i>IT improvements to City Hall</i>		\$ 25,000.00					<i>Mayor's Budget</i>
GIS Mapping		\$ 25,000.00					
Subtotal		\$ 305,000.00	\$ 80,000	\$ -	\$ -	\$ -	
Grand Total All Funds							\$ 4,080,140

Committee Requests (in alpha order)

Committee/Request	FUND					Notes
	General	HOT	CIP	Venue	Other	
Arts Commission						
Art Fest (HOT)		\$ 41,435.00				
Art Fest (HOT-Art)		\$ 39,915.00				
	TBD					
Community & Economic Development						
Spring Fling	\$ 8,000.00					
Volunteer Appreciation	\$ 7,000.00					
Movies on the Lawn	\$ 2,500.00					
Game Night	\$ 1,000.00					2x Per Month
Winter Event	\$ 4,000.00					
Contingency	\$ 2,500.00					
Planning and Environmental						
Parks and Open Space Plan Implementation	\$250,000.00					Possible CIP
Burger Center Trail- Jones to HWY 290 along ERW-Proposed in CIP			\$80,000.00			CIP
Composting Program-Commercial and Residential Weekly Pickup	TBD					
Adopt A Bench, Park, Waste Station Expense/Revenue Budget (bench at Westgate and Jones)	\$ 10,000.00					
290 Beautification (litter control, plantings, murals, art.)	\$ 50,000.00					
Food Forest Project – North Reese, Westgate/Jones	\$ 20,000.00					
Green Business Program	\$ 5,000.00					
Sponsor PEAS at the elementary school	\$ 7,500.00					
Community Environmental Seminars-Possible movie night	\$ 4,000.00					
Community Garden Support	\$ 4,000.00					
Total Per Fund	\$375,500.00	\$ 81,350.00	\$80,000.00	\$ -	\$ -	

Other Requests

- HOT
 - JDRF – Unknown – (preliminary estimate of \$5,000, a placeholder has been programmed in the FY 22-23 budget)
 - Austin Runners Club – Unknown
 - SFC - (annual request, Unknown, however, a placeholder for \$20,000 has been programmed in the FY 22-23 budget)

Council Request Examples

- Community Venue
 - Upper Cougar Creek
 - Pool
 - Pickleball

Council Input

Questions?

FY 22-23 Proposed Budget Summary at a Glance

How much money will the City have in the bank at the start of FY23?

Fund	Reserve	Committed	Non-Committed	Restricted	Total Balance
General Fund	5,355,022	1,467,032	3,539,460	19,305	\$ 10,380,818
Utility Fund	374,998	4,640,094			\$ 5,015,092
Street Fund				8,319,511	\$ 8,319,511
Hotel Occupancy Tax Fund				704,366	\$ 704,366
Venue Tax Fund		32,828		1,298,763	\$ 1,331,591
Crime Control & Prevention District					\$ 431,363
GN Equipment Repair & Replacement Fund		153,577			\$ 153,577
City Facilities Fund		72,768			\$ 72,768
Drainage Fund		753,086			\$ 753,086
Total	5,730,020	7,119,385	3,539,460	10,341,945	\$ 27,162,172

How much money does the City anticipate collecting during the year? Estimated Revenues:

General Fund		\$ 6,056,746.00
Utility Fund	<i>Includes a Subsidy Transfer from the General Fund in the amount of \$978,019</i>	\$ 2,000,621.00
Street Fund		\$ 828,425.00
Hotel Occupancy Tax Fund		\$ 264,636.00
Venue Tax Fund		\$ 476,800.00
Crime Control Tax Fund		\$ 475,500.00
GN Equipment Repair & Replacement Fund	<i>Includes a Transfer from the General Fund in the amount of \$500,000</i>	\$ 500,000.00
City Facilities Fund		
Drainage Fund		\$ 126,004.00
Total		\$ 10,728,732

How much money does the City expect to spend during the year? Estimated Expenditures:

General Fund		\$ 5,709,293.00
Utility Fund		\$ 1,856,882.00
Street Fund		\$ 218,614.00
Hotel Occupancy Tax Fund		\$ 106,350.00
Venue Tax Fund		\$ 208,828.00
Crime Control Tax Fund		\$ 461,420.00
GN Equipment Repair & Replacement Fund		\$ 170,000.00
City Facilities Fund		
Drainage Fund		\$ 101,425.00
Total		\$ 8,832,812

How much money does the City expect to spend on CIP and Projects during the year? Estimated Expenditures:

General Fund		
Utility Fund		
Street Fund		
Hotel Occupancy Tax Fund		
Venue Tax Fund		
Crime Control Tax Fund		
GN Equipment Repair & Replacement Fund		
City Facilities Fund		
Drainage Fund		
Total		

How much money does the City expect to spend in Total in FY 22? Estimated Total

Operating Expenses		\$ 8,832,812
Capital Expenses	<i>TBD</i>	\$ 0
Encumbrance from Prior Year Capital	<i>Estimated Encumbrance (Carryover from FY 21-22)</i>	\$ 1,569,117
Total		\$ 10,401,929

How much money does the City expect to be in the bank at the end of the year? Estimated End of Year Reserves:

General Fund		\$ 10,728,271
Utility Fund		\$ 5,158,831
Street Fund		\$ 8,929,322
Hotel Occupancy Tax Fund		\$ 862,652
Venue Tax Fund		\$ 1,599,563
Crime Control Tax Fund		\$ 445,443
GN Equipment Repair & Replacement		\$ 483,577
City Facilities Fund		\$ 72,768
Drainage Fund		\$ 777,665
Total		\$ 29,058,092

Sunset Valley							
TEST FY 22-23 ACTUALS to TEST BUDGET - Types							
Download generated on 04/14/2022							
	2017-18 Actual	2018-19 Actual	2019-20 Actual	2020-21 Actual	2021-22 Budget	2021-22 Actual	2022-23 Budget
Revenues	11,225,366	10,177,496	8,246,277	8,730,560	7,478,218	4,377,250	10,728,733
Expenses	13,873,442	9,325,480	6,509,047	5,766,779	9,615,733	3,474,729	8,662,811
Revenues Less Expenses	-2,648,076	852,016	1,737,230	2,963,781	-2,137,515	902,521	2,065,921

	A	B	C	D	E	F	G	H	I	J
1	Sunset Valley									
2	TEST FY 22-23 ACTUALS to TEST BUDGET - Types									
3	Download generated on 04/14/2022									
4										
5	Funds Filter	General Operating Fund								
6	Departments Filter	Administration								
7										
8				2017-18 Actual	2018-19 Actual	2019-20 Actual	2020-21 Actual	2021-22 Budget	2021-22 Actual	2022-23 Budget
9	Total Revenues			5,137,525	5,289,230	4,747,684	5,542,105	4,516,207	2,944,223	6,010,500
10	Broken Out as Follows:									
11	Revenues	Sales Tax Revenue	(4180) Sales & Use Tax	4,923,353	4,861,535	4,427,629	5,105,213	4,243,108	2,874,454	5,700,000
12	Revenues	Misc Revenues	(4040) Fire District Collection Fees	32,804	34,977	61,499	62,440	32,389	0	35,000
13	Revenues	Misc Revenues	(4699) Other Revenues	0	0	0	203,278	0	0	0
14	Revenues	Misc Revenues	(4110) Miscellaneous Fees & Charges	5,185	67,981	8,107	2,301	24,000	830	5,000
15	Revenues	Misc Revenues	(4190) Sale of Assets	0	0	7,031	20,200	0	0	0
16	Revenues	Misc Revenues	(4090) Insurance Recovery of Loss	11,111	0	0	0	0	0	0
17	Revenues	Misc Revenues	(4025) Donations	0	4,929	0	0	1,561	0	0
18	Revenues	Misc Revenues	(4022) Credit Card Convenience Fees	215	463	182	0	392	0	500
19	Revenues	Misc Revenues	(4001) Revenue - Ant Bait Program	0	0	0	42	0	0	0
20	Revenues	Franchise Fees	(4228) Franchise Fee - COA Utilities	0	85,247	80,213	41,489	54,228	0	86,000
21	Revenues	Franchise Fees	(4050) Franchise Tax	0	37,471	31,673	39,187	22,633	12,603	39,000
22	Revenues	Interest Revenue	(4095) Interest	86,217	126,570	69,367	7,699	76,091	3,188	50,000
23	Revenues	Mixed Beverage Tax	(4182) Mixed Beverage Receipts Tax	36,825	40,488	35,170	34,464	32,795	17,132	50,000
24	Revenues	Permits	(4120) Permits, Licenses & Fees	39,766	29,343	26,814	22,069	29,010	30,805	45,000
25	Revenues	Permits	(4121) Permit Billing	2,050	225	0	266	0	0	0
26	Revenues	Revenues	(4191) Insurance Recovery for Assets	0	0	0	3,457	0	5,211	0
27										
28										
29	Total Expenses			1,862,038	1,558,739	1,486,709	995,946	1,233,959	549,617	2,840,225
30	Broken Out as Follows:									
31	Expenses	Transfers/Subsidies	(7000) Operating Transfers Out	1,051,070	668,025	466,674	0	102,806	0	500,000
32	Expenses	Salary, Benefits, and Other Compensation		466,340	516,765	493,286	447,320	486,791	246,000	533,731
33	Expenses	Salary, Benefits, and Other Compensation	(5000) Salaries	81,149	80,556	83,550	361,327	382,377	187,686	384,810
34	Expenses	Salary, Benefits, and Other Compensation	(5025) Salary - City Administrator	142,912	126,828	161,846	0	0	0	0
35	Expenses	Salary, Benefits, and Other Compensation	(5140) TMRS City Contribution	45,803	51,110	52,547	40,248	43,820	21,863	43,822
36	Expenses	Salary, Benefits, and Other Compensation	(5121) Medical Insurance Benefits	26,558	37,766	39,315	28,849	38,373	24,146	77,648
37	Expenses	Salary, Benefits, and Other Compensation	(5027) Salary - Assistant City Administrator	95,250	98,748	9,838	0	0	0	0
38	Expenses	Salary, Benefits, and Other Compensation	(5001) Salary - Accounting Clerk	39,521	49,504	56,926	0	0	0	0
39	Expenses	Salary, Benefits, and Other Compensation	(5065) Salary - Development Permit Coordinator	946	48,480	30,033	0	0	0	0
40	Expenses	Salary, Benefits, and Other Compensation	(5130) Medicare Tax - Employers Contribution	5,791	5,548	5,377	4,948	5,445	4,053	5,717
41	Expenses	Salary, Benefits, and Other Compensation	(5002) Salary - Accountant	0	0	32,596	0	0	0	0
42	Expenses	Salary, Benefits, and Other Compensation	(5099) Payroll Expenses - Payroll Services	0	5,601	9,479	0	0	0	0
43	Expenses	Salary, Benefits, and Other Compensation	(5090) Salary - Overtime	1,270	752	3,398	2,406	2,775	246	4,000
44	Expenses	Salary, Benefits, and Other Compensation	(5057) Salary - Administrative Clerk	14,345	0	0	0	0	0	0
45	Expenses	Salary, Benefits, and Other Compensation	(5150) Workers Compensation Benefits	1,199	1,167	1,029	1,492	5,930	1,007	1,748
46	Expenses	Salary, Benefits, and Other Compensation	(5122) Dental Insurance Benefits	1,896	2,441	1,765	1,669	1,683	1,148	1,768
47	Expenses	Salary, Benefits, and Other Compensation	(5046) Salary - Longevity	2,934	2,212	1,888	1,619	544	544	2,000
48	Expenses	Salary, Benefits, and Other Compensation	(5084) Salary - Cell phone allowance	3,045	2,310	600	616	360	180	2,450

	A	B	C	D	E	F	G	H	I	J
1	Sunset Valley									
2	TEST FY 22-23 ACTUALS to TEST BUDGET - Types									
3	Download generated on 04/14/2022									
4										
5	Funds Filter	General Operating Fund								
6	Departments Filter	Administration								
7										
8				2017-18 Actual	2018-19 Actual	2019-20 Actual	2020-21 Actual	2021-22 Budget	2021-22 Actual	2022-23 Budget
49	Expenses	Salary, Benefits, and Other Compensation	(5124) Long Term Disability Insurance	1,454	1,398	1,357	1,167	1,248	711	1,310
50	Expenses	Salary, Benefits, and Other Compensation	(5087) Salary - Education	0	0	250	1,268	1,500	975	2,500
51	Expenses	Salary, Benefits, and Other Compensation	(5131) TWC - Employers Contribution	973	837	45	59	960	2,283	1,008
52	Expenses	Salary, Benefits, and Other Compensation	(5126) Short Term Disability Insurance	923	935	918	785	960	490	1,008
53	Expenses	Salary, Benefits, and Other Compensation	(5089) Tuition Reimbursement	0	0	0	0	0	0	2,500
54	Expenses	Salary, Benefits, and Other Compensation	(5123) Vision Insurance	321	374	345	334	330	232	346
55	Expenses	Salary, Benefits, and Other Compensation	(5120) Life Insurance Benefits	50	198	184	194	187	135	197
56	Expenses	Salary, Benefits, and Other Compensation	(5091) Salary - Licensing Incentives	0	0	0	265	0	150	600
57	Expenses	Salary, Benefits, and Other Compensation	(5086) Salary - Bilingual	0	0	0	75	300	150	300
58	Expenses	Other Operating Expenses	(5835) Utilities: elec/water/wastewater/telephon	68,883	87,924	101,798	87,978	100,000	39,302	100,000
59	Expenses	Other Operating Expenses	(5782) Software Maintenance Fees	16,736	18,306	27,427	67,748	91,000	71,779	91,000
60	Expenses	Other Operating Expenses	(5655) Insurance - Fire/Theft/Vandalism/Bonds	0	0	41,826	41,400	43,700	45,955	45,885
61	Expenses	Other Operating Expenses	(5656) Insurance - Liability	23,563	32,508	0	3,942	2,155	0	2,155
62	Expenses	Other Operating Expenses	(5705) Office Supplies/Delivery Fees	8,047	10,370	4,903	10,173	9,500	4,775	9,500
63	Expenses	Other Operating Expenses	(5780) Software Acquisition	0	0	47,778	0	0	0	0
64	Expenses	Other Operating Expenses	(5560) Computer Equip/Software Acquisition	0	0	0	4,760	41,227	0	0
65	Expenses	Other Operating Expenses	(5515) Bank / Management Fees	3,319	3,190	4,137	7,186	4,750	2,441	10,000
66	Expenses	Other Operating Expenses	(5735) Rental Expense - Equipment	6,914	4,859	5,946	4,681	4,750	1,279	6,000
67	Expenses	Other Operating Expenses	(5725) Printing	4,600	4,840	3,276	6,069	4,275	3,774	7,500
68	Expenses	Other Operating Expenses	(5545) Coffee / Food Service	8,405	9,869	2,711	1,181	3,325	1,716	2,500
69	Expenses	Other Operating Expenses	(5706) Postage	5,777	5,901	2,387	4,467	2,850	1,751	5,000
70	Expenses	Other Operating Expenses	(6000) Capital Outlay	26,695	0	0	0	0	0	0
71	Expenses	Other Operating Expenses	(5820) Training & Education - City Staff	1,283	985	2,685	2,729	7,125	1,714	7,500
72	Expenses	Other Operating Expenses	(5600) Dues / Subscriptions / Fees	1,998	1,788	1,744	4,863	3,325	1,448	6,000
73	Expenses	Other Operating Expenses	(5500) Advertising / Public Notices	2,765	3,165	3,538	2,027	3,325	1,358	3,500
74	Expenses	Other Operating Expenses	(5601) Organizational Memberships	999	735	687	1,688	1,425	94	2,500
75	Expenses	Other Operating Expenses	(5516) Credit Card Fees	192	648	841	1,357	950	394	2,000
76	Expenses	Other Operating Expenses	(5704) Employee Appreciation	938	1,000	771	665	950	160	1,500
77	Expenses	Other Operating Expenses	(5770) Small Equipment Repair/Purchase	1,318	150	681	688	950	0	1,000
78	Expenses	Other Operating Expenses	(5615) Election Expense	427	506	459	488	950	422	950
79	Expenses	Other Operating Expenses	(5815) Training - Mileage Reimbursement	250	0	213	0	237	0	250
80	Expenses	Other Operating Expenses	(5720) Personal Vehicle Use Mileage Expense	141	12	149	15	119	0	150
81	Expenses	Contract Services	(5306) Attorney	29,708	55,928	64,267	30,645	50,000	43,005	56,000
82	Expenses	Contract Services	(5309) Audit	51,029	46,679	47,500	44,000	47,500	0	50,000
83	Expenses	Contract Services	(5343) IT Management Services	36,413	38,454	46,172	32,508	50,000	11,615	50,000
84	Expenses	Contract Services	(5330) Engineer - Review & Inspection Fees	0	900	7,818	36,977	58,275	27,770	50,000
85	Expenses	Contract Services	(5312) Building Inspections/Structural Engineer	21,051	18,388	10,816	10,158	14,250	13,222	27,500
86	Expenses	Contract Services	(5327) Engineer - Design Fees	686	0	2,845	79,108	376	0	0
87	Expenses	Contract Services	(5310) Economic Development - Business Survey	0	0	0	0	66,512	3,750	0
88	Expenses	Contract Services	(5326) Emergency Fund	0	0	11,214	28,493	0	0	0

	A	B	C	D	E	F	G	H	I	J
1	Sunset Valley									
2	TEST FY 22-23 ACTUALS to TEST BUDGET - Types									
3	Download generated on 04/14/2022									
4										
5	Funds Filter	General Operating Fund								
6	Departments Filter	Administration								
7										
8				2017-18 Actual	2018-19 Actual	2019-20 Actual	2020-21 Actual	2021-22 Budget	2021-22 Actual	2022-23 Budget
89	Expenses	Contract Services	(5362) Ordinance Codification Maintenance	2,578	2,053	2,027	2,477	10,500	8,513	10,000
90	Expenses	Contract Services	(5367) Payroll Services	4,837	4,902	4,236	4,354	4,275	2,457	5,000
91	Expenses	Contract Services	(5366) Records Management	4,419	5,404	4,221	3,881	4,750	507	6,000
92	Expenses	Contract Services	(5200) Temporary Help	48	0	0	132	285	0	1,500
93	Expenses	Utilities Expenses		0	0	0	0	0	0	210,000
94	Expenses	Utilities Expenses	(5841) Utility Line Infrastructure	0	0	0	0	0	0	210,000
95	Expenses	Misc Expenses	(PROPOSED) Proposed New Line	0	0	0	0	0	0	122,258
96	Expenses	Misc Expenses	(5201) Miscellaneous Expenses	0	0	62,553	0	0	13,383	0
97	Expenses	Community Programs	(5450) Library Card Reimbursement	4,680	4,434	2,422	2,435	2,375	982	2,500
98	Expenses	Community Programs	(6556) Advertising - SFC	0	0	0	17,167	0	0	0
99	Expenses	Community Programs	(5475) Volunteer Awards Banquet	0	1,987	0	2,189	2,375	53	6,000
100	Expenses	Community Programs	(5556) SFC- Farmer's Market	0	0	0	0	0	0	7,500
101	Expenses	Project	(7188) Sunset Valley Elementary Support 14/15	2,210	7,000	0	0	6,000	0	0
102	Expenses	Project	(7195) Uplands Planning 14/15	0	0	6,700	0	0	0	0
103	Expenses	Project	(7208) Valley Creek Park Improvements	3,031	0	0	0	0	0	0
104	Expenses	Project	(7204) 34 Reese - Improvements	0	1,064	0	0	0	0	0
105	Expenses	Project	(7197) Yellow Tail Cove-Nature Trail Connection 1	689	0	0	0	0	0	0
106										
107	Revenues Less Expenses			3,275,487	3,730,491	3,260,974	4,546,159	3,282,248	2,394,606	3,170,275

	A	B	C	D	E	F	G	H	I	J
1	Sunset Valley									
2	TEST FY 22-23 ACTUALS to TEST BUDGET - Types									
3	Download generated on 04/14/2022									
4										
5	Funds Filter	General Operating Fund								
6	Departments Filter	Public Safety								
7										
8				2017-18 Actual	2018-19 Actual	2019-20 Actual	2020-21 Actual	2021-22 Budget	2021-22 Actual	2022-23 Budget
9	Total Revenues Distributed as Follows			1,377	1,367	1,352	5,101	0	1,025	0
10	Revenues	Misc Revenues		1,377	1,367	1,352	1,234	0	1,025	0
11	Revenues	Court Fees and Fines		0	0	0	3,867	0	0	0
12										
13	Total Expenses Distributed as Follows			1,408,787	1,424,808	1,329,597	1,160,116	1,787,442	730,368	2,026,145
14	Expenses	Salary, Benefits, and Other Compensation	(5000) Salaries	0	0	0	703,439	789,594	410,163	817,317
15	Expenses	Salary, Benefits, and Other Compensation	(5050) Salary - Patrol Officer	367,940	414,989	335,141	0	0	0	0
16	Expenses	Salary, Benefits, and Other Compensation	(5140) TMRS City Contribution	113,153	128,371	137,414	106,540	91,609	43,727	101,287
17	Expenses	Salary, Benefits, and Other Compensation	(5121) Medical Insurance Benefits	95,686	102,696	102,579	75,896	99,851	48,291	99,742
18	Expenses	Salary, Benefits, and Other Compensation	(5075) Salary - Sergeants	144,485	138,443	138,334	0	0	0	0
19	Expenses	Salary, Benefits, and Other Compensation	(5015) Salary - Chief of Police	116,337	119,332	123,855	0	0	0	0
20	Expenses	Salary, Benefits, and Other Compensation	(5090) Salary - Overtime	29,214	24,122	25,569	67,576	30,926	47,965	68,000
21	Expenses	Salary, Benefits, and Other Compensation	(5048) Salary - Lieutenant	89,498	92,204	95,631	0	0	0	0
22	Expenses	Salary, Benefits, and Other Compensation	(5093) Salary - Holiday Pay	15,658	16,214	30,024	30,306	25,000	39,856	31,000
23	Expenses	Salary, Benefits, and Other Compensation	(5055) Salary - Police Records Admin Assist	55,700	55,381	57,447	0	0	0	0
24	Expenses	Salary, Benefits, and Other Compensation	(5045) Salary - Detective	81,993	82,053	958	0	0	0	0
25	Expenses	Salary, Benefits, and Other Compensation	(5150) Workers Compensation Benefits	28,015	19,646	21,532	13,488	27,872	21,075	31,621
26	Expenses	Salary, Benefits, and Other Compensation	(5130) Medicare Tax - Employers Contribution	12,942	13,689	14,437	11,479	11,382	9,995	12,955
27	Expenses	Salary, Benefits, and Other Compensation	(5091) Salary - Licensing Incentives	6,600	7,800	9,600	7,100	1,200	4,200	7,100
28	Expenses	Salary, Benefits, and Other Compensation	(5122) Dental Insurance Benefits	6,253	7,386	5,705	4,290	4,629	2,295	4,861
29	Expenses	Salary, Benefits, and Other Compensation	(5088) Salary - Shift Differential	7,500	6,900	5,100	3,000	1,200	3,400	3,000
30	Expenses	Salary, Benefits, and Other Compensation	(5124) Long Term Disability Insurance	3,547	3,601	3,680	2,900	3,432	1,739	3,604
31	Expenses	Salary, Benefits, and Other Compensation	(5046) Salary - Longevity	4,112	2,696	3,224	2,648	1,728	2,048	3,200
32	Expenses	Salary, Benefits, and Other Compensation	(5084) Salary - Cell phone allowance	5,455	5,500	2,400	1,750	1,800	1,050	1,440
33	Expenses	Salary, Benefits, and Other Compensation	(5126) Short Term Disability Insurance	2,227	2,369	2,427	1,956	2,640	1,197	2,772
34	Expenses	Salary, Benefits, and Other Compensation	(5131) TWC - Employers Contribution	2,370	2,380	144	134	2,640	3,691	2,772
35	Expenses	Salary, Benefits, and Other Compensation	(5087) Salary - Education	2,563	2,200	2,550	1,900	1,500	650	2,700
36	Expenses	Salary, Benefits, and Other Compensation	(5072) Reserve Officer - Part Time	4,483	4,995	3,893	0	0	0	0
37	Expenses	Salary, Benefits, and Other Compensation	(5092) Salary - Holiday Traffic Control	5,088	3,937	0	0	0	0	0
38	Expenses	Salary, Benefits, and Other Compensation	(5086) Salary - Bilingual	2,300	1,800	600	600	1,200	550	1,200
39	Expenses	Salary, Benefits, and Other Compensation	(5123) Vision Insurance	1,147	1,232	1,132	908	907	465	952
40	Expenses	Salary, Benefits, and Other Compensation	(5089) Tuition Reimbursement	0	0	0	0	1,500	0	3,000
41	Expenses	Salary, Benefits, and Other Compensation	(5120) Life Insurance Benefits	614	601	580	472	515	331	541
42	Expenses	Salary, Benefits, and Other Compensation	(5135) Social Security Contribution	0	194	-7	0	0	744	0
43	Expenses	Fire & Emergency Services	(5336) Fire and Emergency Services	0	0	0	0	551,640	0	579,222
44	Expenses	Other Operating Expenses	(6000) Capital Outlay	37,714	0	131,696	0	0	0	0
45	Expenses	Other Operating Expenses	(5645) Fuel	21,115	20,318	17,074	18,436	13,000	9,477	25,000
46	Expenses	Other Operating Expenses	(5614) 911 Call Share	52,323	45,253	0	0	0	0	0

	A	B	C	D	E	F	G	H	I	J
1	Sunset Valley									
2	TEST FY 22-23 ACTUALS to TEST BUDGET - Types									
3	Download generated on 04/14/2022									
4										
5	Funds Filter	General Operating Fund								
6	Departments Filter	Public Safety								
7										
8				2017-18 Actual	2018-19 Actual	2019-20 Actual	2020-21 Actual	2021-22 Budget	2021-22 Actual	2022-23 Budget
47	Expenses	Other Operating Expenses	(5755) Repair & Maintenance - Vehicles	11,421	13,202	15,654	17,898	11,200	10,149	15,200
48	Expenses	Other Operating Expenses	(5782) Software Maintenance Fees	12,821	17,815	0	10,334	7,000	7,266	19,000
49	Expenses	Other Operating Expenses	(5830) Uniforms	11,652	7,989	7,420	13,807	9,500	6,308	11,000
50	Expenses	Other Operating Expenses	(5656) Insurance - Liability	8,734	9,495	7,885	8,508	5,255	9,520	5,500
51	Expenses	Other Operating Expenses	(5860) Vehicle Insurance	7,634	7,339	6,632	7,638	7,810	7,269	7,810
52	Expenses	Other Operating Expenses	(5820) Training & Education - City Staff	6,188	6,999	3,684	8,030	8,200	4,901	13,000
53	Expenses	Other Operating Expenses	(5625) Equipment Acquisition	0	6,840	0	9,310	9,000	8,560	9,000
54	Expenses	Other Operating Expenses	(5600) Dues / Subscriptions / Fees	3,033	2,388	3,170	2,800	4,850	1,899	4,850
55	Expenses	Other Operating Expenses	(5505) Ammunition	2,673	299	1,078	2,773	3,800	3,709	4,800
56	Expenses	Other Operating Expenses	(5815) Training - Mileage Reimbursement	2,413	2,354	2,640	1,454	3,500	1,899	3,500
57	Expenses	Other Operating Expenses	(5745) Repair & Maintenance - Equipment	2,232	1,286	3,081	2,826	3,000	-665	4,200
58	Expenses	Other Operating Expenses	(5613) 800 mghz Operation and Maintenance	6,707	7,041	0	0	0	0	0
59	Expenses	Other Operating Expenses	(5570) Consumables	1,202	1,814	1,487	1,545	1,600	1,228	2,000
60	Expenses	Other Operating Expenses	(5100) Exams/ Testing / Certifications	195	769	688	1,184	1,000	1,282	1,200
61	Expenses	Other Operating Expenses	(5525) Bullet Proof Vests	0	0	0	930	0	930	4,000
62	Expenses	Other Operating Expenses	(5720) Personal Vehicle Use Mileage Expense	5,000	0	0	0	0	0	500
63	Expenses	Other Operating Expenses	(5725) Printing	173	838	502	850	900	758	1,200
64	Expenses	Other Operating Expenses	(5810) Training - LEOSE Funds	1,300	1,390	0	0	0	0	0
65	Expenses	Other Operating Expenses	(5516) Credit Card Fees	0	0	0	0	930	0	0
66	Expenses	Other Operating Expenses	(5515) Bank / Management Fees	0	0	0	0	0	112	0
67	Expenses	Contract Services	(5343) IT Management Services	0	0	0	12,819	41,132	11,024	45,245
68	Expenses	Contract Services	(5321) Contingency Fund	0	0	0	0	0	0	30,000
69	Expenses	Misc Expenses	(PROPOSED) Proposed New Line	0	0	0	0	0	0	37,856
70	Expenses	Misc Expenses	(5775) Small Tools	2,205	3,000	2,957	2,591	3,000	941	3,000
71	Expenses	Community Programs	(5455) National Crime Nite Out	6,000	5,878	0	0	0	0	0
72	Expenses	Community Programs	(5439) Community Partnership	1,172	1,771	0	0	0	369	0
73										
74	Revenues Less Expenses			-1,407,410	-1,423,441	-1,328,245	-1,155,015	-1,787,442	-729,343	-2,026,145

	A	B	C	D	E	G	H	I	J	K
1	Sunset Valley									
2	TEST FY 22-23 ACTUALS to TEST BUDGET - Types									
3	Download generated on 04/14/2022									
4										
5	Funds Filter	General Operating Fund								
6	Departments	Municipal Court								
7										
8				2017-18 Actual	2018-19 Actual	2019-20 Actual	2020-21 Actual	2021-22 Budget	2021-22 Actual	2022-23 Budget
9	Total Revenues Broken Out as Follows			59,672	33,249	24,429	18,897	36,569	14,012	36,569
10	Revenues	Court Fees and Fines	(4030) Court Income Fines	25,310	19,281	11,538	11,374	18,079	5,527	18,079
11	Revenues	Court Fees and Fines	(4020) Court Income - Fees	29,210	7,805	8,257	3,901	13,305	2,096	13,305
12	Revenues	Court Fees and Fines	(4230) Warrant Fee Collections	3,368	3,751	2,536	1,489	2,967	970	2,967
13	Revenues	Court Fees and Fines	(4038) Court Technology Fee	0	183	354	347	438	203	438
14	Revenues	Court Fees and Fines	(4035) Court Security Fee	0	137	325	378	328	248	328
15	Revenues	Court Fees and Fines	(4036) Court-Truancy Prevention Fund	0	0	85	442	32	244	32
16	Revenues	Court Fees and Fines	(4032) Court-Time Payment Fee	0	0	0	15	32	7	32
17	Revenues	Court Fees and Fines	(4037) Court - Jury Fund	0	0	2	23	3	5	3
18	Revenues	Misc Revenues	(4200) School Zone Fees - County/City (Restricted Use)	867	871	808	928	550	322	550
19	Revenues	Misc Revenues	(4110) Miscellaneous Fees & Charges	0	0	0	0	0	4,389	0
20	Revenues	Misc Revenues	(4022) Credit Card Convenience Fees	916	1,222	524	0	835	0	835
21										
22	Total Expenses Broken Out as Follows			75,365	78,030	78,139	43,356	71,258	35,432	71,659
23	Expenses	Salary, Benefits, and Other Compensation	(5006) Salary - Assistant to the City Administration	34,412	50,680	60,194	0	0	0	0
24	Expenses	Salary, Benefits, and Other Compensation	(5000) Salaries	0	0	0	28,335	40,973	20,161	41,769
25	Expenses	Salary, Benefits, and Other Compensation	(5357) Salary - Municipal Judge	13,005	13,455	9,603	0	0	0	0
26	Expenses	Salary, Benefits, and Other Compensation	(5140) TMRS City Contribution	6,202	7,077	7,370	2,368	3,316	2,186	3,316
27	Expenses	Salary, Benefits, and Other Compensation	(5121) Medical Insurance Benefits	5,318	5,458	5,532	1,855	5,112	2,415	4,863
28	Expenses	Salary, Benefits, and Other Compensation	(5090) Salary - Overtime	951	1,110	1,154	540	1,339	246	1,339
29	Expenses	Salary, Benefits, and Other Compensation	(5130) Medicare Tax - Employers Contribution	706	977	1,027	475	601	449	601
30	Expenses	Salary, Benefits, and Other Compensation	(5135) Social Security Contribution	806	834	571	672	806	-535	806
31	Expenses	Salary, Benefits, and Other Compensation	(5122) Dental Insurance Benefits	455	464	414	104	631	115	631
32	Expenses	Salary, Benefits, and Other Compensation	(5087) Salary - Education	550	600	600	133	0	75	0
33	Expenses	Salary, Benefits, and Other Compensation	(5124) Long Term Disability Insurance	196	387	203	146	468	40	468
34	Expenses	Salary, Benefits, and Other Compensation	(5131) TWC - Employers Contribution	324	221	18	9	360	185	360
35	Expenses	Salary, Benefits, and Other Compensation	(5046) Salary - Longevity	492	392	440	97	0	0	0
36	Expenses	Salary, Benefits, and Other Compensation	(5126) Short Term Disability Insurance	121	134	134	34	360	27	360
37	Expenses	Salary, Benefits, and Other Compensation	(5150) Workers Compensation Benefits	127	139	150	113	267	121	121
38	Expenses	Salary, Benefits, and Other Compensation	(5091) Salary - Licensing Incentives	225	300	300	35	0	0	0
39	Expenses	Salary, Benefits, and Other Compensation	(5086) Salary - Bilingual	0	0	0	75	300	150	300
40	Expenses	Salary, Benefits, and Other Compensation	(5123) Vision Insurance	77	78	81	21	124	23	124
41	Expenses	Salary, Benefits, and Other Compensation	(5120) Life Insurance Benefits	46	43	43	9	70	8	70
42	Expenses	Salary, Benefits, and Other Compensation	(5084) Salary - Cell phone allowance	0	250	0	24	0	0	0
43	Expenses	Salary, Benefits, and Other Compensation	(5099) Payroll Expenses - Payroll Services	0	-15,817	-20,082	0	0	0	0
44	Expenses	Other Operating Expenses	(5782) Software Maintenance Fees	3,585	3,719	3,860	3,891	5,371	4,041	5,371
45	Expenses	Other Operating Expenses	(5516) Credit Card Fees	1,049	1,106	1,311	1,609	1,500	1,122	1,500
46	Expenses	Other Operating Expenses	(5725) Printing	1,489	0	0	0	500	0	500
47	Expenses	Other Operating Expenses	(5820) Training & Education - City Staff	200	0	200	0	350	0	350

	A	B	C	D	E	G	H	I	J	K
1	Sunset Valley									
2	TEST FY 22-23 ACTUALS to TEST BUDGET - Types									
3	Download generated on 04/14/2022									
4										
5	Funds Filter	General Operating Fund								
6	Departments	Municipal Court								
7										
8				2017-18 Actual	2018-19 Actual	2019-20 Actual	2020-21 Actual	2021-22 Budget	2021-22 Actual	2022-23 Budget
48	Expenses	Other Operating Expenses	(5690) Municipal Court Supplies	276	60	213	0	150	0	150
49	Expenses	Other Operating Expenses	(5815) Training - Mileage Reimbursement	0	0	0	0	200	0	200
50	Expenses	Contract Services	(5306) Attorney	4,752	6,365	4,590	2,737	6,000	4,603	6,000
51	Expenses	Contract Services	(5343) IT Management Services	0	0	0	75	1,960	0	1,960
52	Expenses	Contract Services	(5354) Municipal Court Services	0	0	213	0	500	0	500
53										
54	Revenues Less Expenses			-15,693	-44,781	-53,710	-24,459	-34,689	-21,419	-35,090

	A	B	C	D	E	F	G	H	I	J
1	Sunset Valley									
2	TEST FY 22-23 ACTUALS to TEST BUDGET - Types									
3	Download generated on 04/14/2022									
4										
5	Funds Filter	General Operating Fund								
6	Departments	Public Works								
7										
8				2017-18 Actual	2018-19 Actual	2019-20 Actual	2020-21 Actual	2021-22 Budget	2021-22 Actual	2022-23 Budget
9	Total Revenues Broken Out as Follows			5,888	9,597	8,403	4,387	4,913	175	4,913
10	Revenues	Misc Revenues	(4000) Adopt A Tree Energy Program	5,770	9,147	8,213	4,283	4,724	0	4,724
11	Revenues	Misc Revenues	(4001) Revenue - Ant Bait Program	118	449	190	104	189	0	189
12	Revenues	Revenues	(4229) Mulch Delivery Fees	0	0	0	0	0	175	0
13										
14	Total Expenses Broken Out as Follows			842,282	836,913	616,265	404,178	571,906	224,738	694,664
15	Expenses	Salary, Benefits, and Other Compensation	(5000) Salaries	0	0	0	86,865	76,830	29,212	83,457
16	Expenses	Salary, Benefits, and Other Compensation	(5030) Salary - Parks & Natural Resources Mgr.	79,829	83,327	90,232	0	0	0	0
17	Expenses	Salary, Benefits, and Other Compensation	(5140) TMRS City Contribution	49,367	81,781	61,400	11,838	9,380	4,373	10,614
18	Expenses	Salary, Benefits, and Other Compensation	(5121) Medical Insurance Benefits	64,788	73,667	58,829	5,166	10,230	4,829	10,988
19	Expenses	Salary, Benefits, and Other Compensation	(5060) Salary - Public Works Director	74,037	111,898	35,333	0	0	0	0
20	Expenses	Salary, Benefits, and Other Compensation	(5066) Salary - Ground Maintenance Supervisor	58,310	64,480	66,950	0	0	0	0
21	Expenses	Salary, Benefits, and Other Compensation	(5010) Salary - PW Operations Manager	55,159	73,911	46,918	0	0	0	0
22	Expenses	Salary, Benefits, and Other Compensation	(5077) Salary - Youth Program	24,037	23,925	385	11,093	38,880	0	40,000
23	Expenses	Salary, Benefits, and Other Compensation	(5080) Salary - Utilities Superintendent	1,198	64,435	56,849	0	0	0	0
24	Expenses	Salary, Benefits, and Other Compensation	(5057) Salary - Administrative Clerk	30,128	42,571	26,017	0	0	0	0
25	Expenses	Salary, Benefits, and Other Compensation	(5150) Workers Compensation Benefits	16,628	20,937	20,007	3,566	19,583	13,395	3,868
26	Expenses	Salary, Benefits, and Other Compensation	(5064) Salary - Maintenance Tech (QD)	30,356	42,370	20,480	0	0	0	0
27	Expenses	Salary, Benefits, and Other Compensation	(5068) Salary - Maintenance Tech (CW)	20,150	22,731	30,692	0	0	0	0
28	Expenses	Salary, Benefits, and Other Compensation	(5063) Salary - Maintenance Tech 1 (RS)	6,824	26,163	31,226	0	0	0	0
29	Expenses	Salary, Benefits, and Other Compensation	(5061) Salary - Maintenance Tech (GG)	17,905	26,403	19,467	0	0	0	0
30	Expenses	Salary, Benefits, and Other Compensation	(5062) Salary - Maintenance Tech (DV)	14,159	30,262	6,560	0	0	0	0
31	Expenses	Salary, Benefits, and Other Compensation	(5094) Salary-Water Sampling	166	5,785	7,564	6,308	7,893	3,551	0
32	Expenses	Salary, Benefits, and Other Compensation	(5130) Medicare Tax - Employers Contribution	5,487	9,133	6,573	1,353	1,165	750	1,319
33	Expenses	Salary, Benefits, and Other Compensation	(5084) Salary - Cell phone allowance	7,160	10,120	3,820	417	443	147	983
34	Expenses	Salary, Benefits, and Other Compensation	(5065) Salary - Development Permit Coordinator	22,043	0	0	0	0	0	0
35	Expenses	Salary, Benefits, and Other Compensation	(5046) Salary - Longevity	5,011	3,490	4,006	583	527	627	3,064
36	Expenses	Salary, Benefits, and Other Compensation	(5122) Dental Insurance Benefits	4,405	5,283	3,535	289	518	230	588
37	Expenses	Salary, Benefits, and Other Compensation	(5091) Salary - Licensing Incentives	600	2,950	2,270	630	6,174	1,005	0
38	Expenses	Salary, Benefits, and Other Compensation	(5090) Salary - Overtime	2,218	3,135	3,942	1,029	2,046	622	0
39	Expenses	Salary, Benefits, and Other Compensation	(5086) Salary - Bilingual	2,350	2,250	2,225	325	258	165	325
40	Expenses	Salary, Benefits, and Other Compensation	(5087) Salary - Education	1,900	2,800	2,200	365	270	180	150
41	Expenses	Salary, Benefits, and Other Compensation	(5124) Long Term Disability Insurance	2,200	2,185	1,812	129	384	198	436
42	Expenses	Salary, Benefits, and Other Compensation	(5126) Short Term Disability Insurance	1,358	1,558	1,192	151	295	136	335
43	Expenses	Salary, Benefits, and Other Compensation	(5131) TWC - Employers Contribution	2,028	1,904	107	28	295	207	324
44	Expenses	Salary, Benefits, and Other Compensation	(5089) Tuition Reimbursement	0	0	0	0	1,500	0	3,000
45	Expenses	Salary, Benefits, and Other Compensation	(5135) Social Security Contribution	1,477	1,633	58	0	0	0	0
46	Expenses	Salary, Benefits, and Other Compensation	(5123) Vision Insurance	699	808	677	57	101	47	115

	A	B	C	D	E	F	G	H	I	J
1	Sunset Valley									
2	TEST FY 22-23 ACTUALS to TEST BUDGET - Types									
3	Download generated on 04/14/2022									
4										
5	Funds Filter	General Operating Fund								
6	Departments	Public Works								
7										
8				2017-18 Actual	2018-19 Actual	2019-20 Actual	2020-21 Actual	2021-22 Budget	2021-22 Actual	2022-23 Budget
47	Expenses	Salary, Benefits, and Other Compensation	(5120) Life Insurance Benefits	460	457	346	36	58	38	65
48	Expenses	Salary, Benefits, and Other Compensation	(5093) Salary - Holiday Pay	0	0	0	113	0	0	0
49	Expenses	Salary, Benefits, and Other Compensation	(5099) Payroll Expenses - Payroll Services	0	-260,192	-241,563	0	0	0	0
50	Expenses	Contract Services	(5350) Grounds Maintenance	111,252	116,757	128,400	113,923	161,702	84,181	188,404
51	Expenses	Contract Services	(5326) Emergency Fund	0	0	0	0	50,000	21,030	100,000
52	Expenses	Contract Services	(5343) IT Management Services	0	0	0	11,882	19,586	11,024	29,379
53	Expenses	Contract Services	(5321) Contingency Fund	0	0	0	0	0	0	14,300
54	Expenses	Contract Services	(5332) Planning Services	0	2,022	27	29	0	0	0
55	Expenses	Contract Services	(5200) Temporary Help	0	0	0	169	0	0	0
56	Expenses	Other Operating Expenses	(5523) Building Services	18,683	24,010	32,497	40,425	38,000	18,307	38,000
57	Expenses	Other Operating Expenses	(5740) Repair & Maintenance - Buildings	11,452	7,170	4,576	27,484	15,000	6,578	30,000
58	Expenses	Other Operating Expenses	(5645) Fuel	7,315	9,891	6,187	5,474	8,000	4,253	12,000
59	Expenses	Other Operating Expenses	(5744) Repair & Maintenance - Parks & Grounds	3,271	9,001	5,743	7,802	10,000	0	12,000
60	Expenses	Other Operating Expenses	(5860) Vehicle Insurance	4,241	5,708	8,045	7,638	6,088	6,088	8,000
61	Expenses	Other Operating Expenses	(5745) Repair & Maintenance - Equipment	9,070	6,083	3,522	6,069	6,000	4,232	7,500
62	Expenses	Other Operating Expenses	(5755) Repair & Maintenance - Vehicles	5,254	3,360	5,822	6,312	5,000	619	8,000
63	Expenses	Other Operating Expenses	(5743) Repair & Maintenance - Landscaped Areas	2,684	4,417	4,185	2,841	4,500	1,817	4,500
64	Expenses	Other Operating Expenses	(5820) Training & Education - City Staff	2,795	2,177	2,986	875	7,300	422	7,300
65	Expenses	Other Operating Expenses	(5753) Repair & Maintenance - Trails & Footpaths	3,157	3,763	2,706	2,990	3,500	620	4,500
66	Expenses	Other Operating Expenses	(5782) Software Maintenance Fees	0	0	0	14,375	0	0	0
67	Expenses	Other Operating Expenses	(5711) Open Space Management	2,274	510	152	3,901	500	0	5,000
68	Expenses	Other Operating Expenses	(5830) Uniforms	3,111	1,584	692	1,108	2,000	1,070	2,000
69	Expenses	Other Operating Expenses	(5748) Repair & Maintenance - Fencing	1,158	2,497	697	335	2,500	110	2,500
70	Expenses	Other Operating Expenses	(5815) Training - Mileage Reimbursement	561	287	838	817	3,000	348	3,000
71	Expenses	Other Operating Expenses	(5695) Eco Event/Native Tree Planting	1,114	1,339	1,582	0	1,500	140	3,000
72	Expenses	Other Operating Expenses	(5575) Wildlife Management & Implementation	2,619	0	399	0	2,500	0	2,500
73	Expenses	Other Operating Expenses	(6000) Capital Outlay	5,925	0	0	0	0	0	0
74	Expenses	Other Operating Expenses	(5570) Consumables	608	559	444	797	900	394	900
75	Expenses	Other Operating Expenses	(5600) Dues / Subscriptions / Fees	919	295	599	408	1,000	352	1,000
76	Expenses	Other Operating Expenses	(5565) Conservation Rangers	1,059	0	363	0	0	0	3,000
77	Expenses	Other Operating Expenses	(5547) Ice Service	998	1,013	2,192	179	0	0	0
78	Expenses	Other Operating Expenses	(5100) Exams/ Testing / Certifications	275	670	0	0	1,500	0	1,500
79	Expenses	Other Operating Expenses	(5762) Reprographics Services	12	21	591	0	500	0	2,000
80	Expenses	Other Operating Expenses	(5735) Rental Expense - Equipment	543	34	0	300	750	0	750
81	Expenses	Community Programs	(5444) Energy Conservation Rebates	15,710	21,810	12,392	7,097	15,000	1,300	15,000
82	Expenses	Community Programs	(5400) Adopt A Tree Energy Conservation	5,765	10,188	10,263	2,883	7,500	0	7,500
83	Expenses	Community Programs	(5133) Urban Forestry	9,448	4,085	804	996	9,000	0	5,000
84	Expenses	Community Programs	(5472) Spring Cleaning Program	0	3,703	2,515	0	3,750	0	7,500

	A	B	C	D	E	F	G	H	I	J
1	Sunset Valley									
2	TEST FY 22-23 ACTUALS to TEST BUDGET - Types									
3	Download generated on 04/14/2022									
4										
5	Funds Filter	General Operating Fund								
6	Departments	Public Works								
7										
8				2017-18 Actual	2018-19 Actual	2019-20 Actual	2020-21 Actual	2021-22 Budget	2021-22 Actual	2022-23 Budget
85	Expenses	Community Programs	(5436) Trails Master Plan	930	4,298	868	0	1,500	0	1,500
86	Expenses	Community Programs	(5476) Teen Program Expenses	1,473	1,883	0	606	2,000	0	2,000
87	Expenses	Community Programs	(5447) Pollution reduction Program	953	602	80	531	1,000	559	1,500
88	Expenses	Community Programs	(5437) Community Gardens	918	1,144	405	702	1,000	0	1,000
89	Expenses	Community Programs	(5401) Ant Bait Program	703	0	595	0	0	0	0
90	Expenses	Community Programs	(5490) Tree Fund - Expenses	0	0	960	0	0	0	0
91	Expenses	Community Programs	(5445) Env & Planning Library / Information	0	0	177	0	0	0	0
92	Expenses	Misc Expenses	(5775) Small Tools	3,597	3,872	3,854	4,890	3,000	1,584	3,000
93										
94	Revenues Less Expenses			-836,395	-827,316	-607,862	-399,791	-566,993	-224,563	-689,751

	A	B	C	D	E	F	G	H	J	K
1	Sunset Valley									
2	TEST FY 22-23 ACTUALS to TEST BUDGET - Types									
3	Download generated on 04/14/2022									
4										
5	Funds Filter	General Operating Fund								
6	Departments F	General Government								
7										
8				2017-18 Actual	2018-19 Actual	2019-20 Actual	2020-21 Actual	2021-22 Budget	2021-22 Actual	2022-23 Budget
9	Total Revenues			11,879	14,382	5,365	7,425	4,764	25	4,764
10	Revenues	Misc Revenues	(4009) Property Lease Revenue	6,600	6,600	4,950	7,013	0	0	0
11	Revenues	Misc Revenues	(4028) Event Revenue	5,279	7,765	415	0	4,764	25	4,764
12	Revenues	Misc Revenues	(4022) Credit Card Convenience Fees	0	17	0	0	0	0	0
13	Revenues	Permits		0	0	0	413	0	0	0
14	Revenues	Permits	(4120) Permits, Licenses & Fees	0	0	0	413	0	0	0
15										
16	Total Expenses			681,840	555,571	553,683	650,947	63,600	10,211	76,600
17	Expenses	Fire & Emergency Services	(5336) Fire and Emergency Services	509,850	509,850	522,641	538,320	0	0	0
18	Expenses	Other Operating Expenses	(6000) Capital Outlay	138,517	0	18,372	0	0	0	0
19	Expenses	Other Operating Expenses	(5726) Property Lease Expense	5,200	5,200	5,200	2,600	5,200	0	5,200
20	Expenses	Other Operating Expenses	(5825) Training & Supplies - City Council	180	2,712	2,068	2,322	1,000	702	1,000
21	Expenses	Other Operating Expenses	(5559) Community Events - Activity Program for Seniors	112	0	281	0	0	0	0
22	Expenses	Project	(7010) Business Grant Program	0	0	0	100,000	0	0	0
23	Expenses	Project	(7127) Community Fire Planning	12,205	13,116	573	0	0	0	0
24	Expenses	Project	(5605) Easement Acquisition	900	0	0	0	0	0	0
25	Expenses	Project	(5660) Land Acquisition	0	500	0	0	0	0	0
26	Expenses	Community Programs	(5552) Sunset Valley Arts Commission-Community Programs	5,975	8,403	1,714	4,478	26,400	1,667	26,400
27	Expenses	Community Programs	(5558) Community Events - Spring Fling	3,900	2,208	0	0	6,000	7,566	6,000
28	Expenses	Community Programs	(5551) Sunset Valley Arts Commission-Arts Fest	4,000	4,445	0	0	0	0	0
29	Expenses	Community Programs	(5556) SFC- Farmer's Market	0	4,500	0	0	0	0	0
30	Expenses	Community Programs	(5561) Community Events	1,000	1,037	0	0	0	0	0
31	Expenses	Salary, Benefits, and Other Compensation	(5127) Health Savings Account	0	0	0	0	15,000	0	15,000
32	Expenses	Salary, Benefits, and Other Compensation	(5089) Tuition Reimbursement	0	2,500	2,834	3,227	0	0	3,500
33	Expenses	Contract Services	(5321) Contingency Fund	0	1,100	0	0	10,000	0	19,500
34	Expenses	Misc Expenses	(5678) Sales & Use Tax	0	0	0	0	0	276	0
35										
36	Revenues Less Expenses			-669,961	-541,190	-548,318	-643,522	-58,836	-10,186	-71,836

	A	B	C	D	E	F	G	H	I	J
1	Sunset Valley									
2	TEST FY 22-23 ACTUALS to TEST BUDGET - Types									
3	Download generated on 04/14/2022									
4										
5	Funds Filter	Utility Enterprise Fund								
6	Department	Water Department								
7										
8				2017-18 Actual	2018-19 Actual	2019-20 Actual	2020-21 Actual	2021-22 Budget	2021-22 Actual	2022-23 Budget
9	Total Revenues			848,013	941,166	775,445	671,335	597,247	140,246	853,247
10	Revenues	Utility Sales	(4220) Utility Sales	559,539	571,951	562,897	669,003	564,139	139,302	564,139
11	Revenues	Transfers/Subsidy	(4300) Operating Transfers In	251,531	311,606	184,670	0	0	0	0
12	Revenues	Transfers/Subsidy	(SUBSIDIES) Subsidy Transfer	0	0	0	0	0	0	256,000
13	Revenues	Interest Revenue		36,343	56,959	27,428	2,332	31,129	942	31,129
14	Revenues	Misc Revenues	(4210) Tap Fees - Reconnects	600	550	450	0	839	0	839
15	Revenues	Misc Revenues	(4060) General Fees & Inspections	0	100	0	0	823	0	823
16	Revenues	Misc Revenues	(4115) Penalties/Fines/Surcharges	0	0	0	0	317	0	317
17	Revenues	Misc Revenues	(4022) Credit Card Convenience Fees	0	0	0	0	0	2	0
18										
19	Total Expenses			883,964	785,861	766,285	719,088	862,704	261,567	927,762
20	Expenses	Utilities Expenses	(5373) Utility Contractual Services	486,815	457,425	464,153	506,038	598,396	153,631	610,364
21	Expenses	Utilities Expenses	(5375) Utility Inspections	50	275	0	0	250	0	250
22	Expenses	Salary, Benefits, and Other Compensation	(5000) Salaries	0	0	0	87,471	112,903	50,094	123,004
23	Expenses	Salary, Benefits, and Other Compensation	(5099) Payroll Expenses - Payroll Services	0	143,424	118,347	0	0	0	0
24	Expenses	Salary, Benefits, and Other Compensation	(5140) TMRS City Contribution	56,211	0	53,347	14,205	13,152	6,559	15,186
25	Expenses	Salary, Benefits, and Other Compensation	(5121) Medical Insurance Benefits	5,758	0	0	11,133	19,718	7,244	19,125
26	Expenses	Salary, Benefits, and Other Compensation	(5080) Salary - Utilities Superintendent	41,993	0	0	0	0	0	0
27	Expenses	Salary, Benefits, and Other Compensation	(5091) Salary - Licensing Incentives	1,200	0	0	740	6,762	1,130	12,252
28	Expenses	Salary, Benefits, and Other Compensation	(5063) Salary - Maintenance Tech 1 (RS)	20,535	0	0	0	0	0	0
29	Expenses	Salary, Benefits, and Other Compensation	(5150) Workers Compensation Benefits	4,640	0	0	4,485	4,996	0	5,553
30	Expenses	Salary, Benefits, and Other Compensation	(5060) Salary - Public Works Director	18,600	0	-552	0	0	0	0
31	Expenses	Salary, Benefits, and Other Compensation	(5065) Salary - Development Permit Coordinator	15,164	0	0	0	0	0	0
32	Expenses	Salary, Benefits, and Other Compensation	(5090) Salary - Overtime	2,894	0	0	2,324	3,747	1,294	4,144
33	Expenses	Salary, Benefits, and Other Compensation	(5010) Salary - PW Operations Manager	10,561	0	0	0	0	0	0
34	Expenses	Salary, Benefits, and Other Compensation	(5067) Salary - PW - Contract Services Specialist	0	0	0	0	4,519	6,019	0
35	Expenses	Salary, Benefits, and Other Compensation	(5057) Salary - Administrative Clerk	8,333	0	-247	0	0	0	0
36	Expenses	Salary, Benefits, and Other Compensation	(5130) Medicare Tax - Employers Contribution	1,798	0	0	1,358	1,634	1,207	1,887
37	Expenses	Salary, Benefits, and Other Compensation	(5094) Salary-Water Sampling	6,356	0	0	0	0	0	0
38	Expenses	Salary, Benefits, and Other Compensation	(5001) Salary - Accounting Clerk	4,718	0	729	0	0	0	0
39	Expenses	Salary, Benefits, and Other Compensation	(5062) Salary - Maintenance Tech (DV)	5,380	0	0	0	0	0	0
40	Expenses	Salary, Benefits, and Other Compensation	(5122) Dental Insurance Benefits	455	0	0	625	926	344	947
41	Expenses	Salary, Benefits, and Other Compensation	(5084) Salary - Cell phone allowance	1,170	0	0	448	720	246	630
42	Expenses	Salary, Benefits, and Other Compensation	(5050) Salary - Patrol Officer	2,896	0	0	0	0	0	0
43	Expenses	Salary, Benefits, and Other Compensation	(5124) Long Term Disability Insurance	238	0	0	434	686	237	702
44	Expenses	Salary, Benefits, and Other Compensation	(5064) Salary - Maintenance Tech (QD)	2,068	0	0	0	0	0	0
45	Expenses	Salary, Benefits, and Other Compensation	(5131) TWC - Employers Contribution	250	0	0	20	528	410	540
46	Expenses	Salary, Benefits, and Other Compensation	(5126) Short Term Disability Insurance	176	0	0	293	528	163	540

	A	B	C	D	E	F	G	H	I	J
1	Sunset Valley									
2	TEST FY 22-23 ACTUALS to TEST BUDGET - Types									
3	Download generated on 04/14/2022									
4										
5	Funds Filter	Utility Enterprise Fund								
6	Department	Water Department								
7										
8				2017-18 Actual	2018-19 Actual	2019-20 Actual	2020-21 Actual	2021-22 Budget	2021-22 Actual	2022-23 Budget
47	Expenses	Salary, Benefits, and Other Compensation	(5086) Salary - Bilingual	0	0	0	313	270	225	810
48	Expenses	Salary, Benefits, and Other Compensation	(5087) Salary - Education	600	0	0	253	45	105	450
49	Expenses	Salary, Benefits, and Other Compensation	(5068) Salary - Maintenance Tech (CW)	768	0	332	0	0	0	0
50	Expenses	Salary, Benefits, and Other Compensation	(5046) Salary - Longevity	0	0	0	223	84	125	333
51	Expenses	Salary, Benefits, and Other Compensation	(5123) Vision Insurance	77	0	0	127	181	70	185
52	Expenses	Salary, Benefits, and Other Compensation	(5076) Salary - PW Maintenance Tech (QD)	492	0	74	0	0	0	0
53	Expenses	Salary, Benefits, and Other Compensation	(5093) Salary - Holiday Pay	0	0	0	390	0	0	0
54	Expenses	Salary, Benefits, and Other Compensation	(5120) Life Insurance Benefits	42	0	0	71	103	45	105
55	Expenses	Other Operating Expenses	(5758) Repairs & Maintenance - System	14,894	21,924	23,292	38,442	27,500	6,542	30,000
56	Expenses	Other Operating Expenses	(5877) Water Conservation Program	21,350	16,773	13,226	13,079	20,000	12,427	20,000
57	Expenses	Other Operating Expenses	(5590) Depreciation Expense	0	0	71,785	0	0	0	0
58	Expenses	Other Operating Expenses	(5782) Software Maintenance Fees	10,389	10,978	8,684	9,449	8,706	6,519	8,706
59	Expenses	Other Operating Expenses	(5820) Training & Education - City Staff	4,383	2,535	1,348	3,585	5,200	3,214	5,200
60	Expenses	Other Operating Expenses	(5835) Utilities: elec/water/wastewater/telephone/ga	361	630	1,621	1,089	4,200	0	4,200
61	Expenses	Other Operating Expenses	(5516) Credit Card Fees	1,196	1,116	1,318	1,965	1,500	740	1,500
62	Expenses	Other Operating Expenses	(5815) Training - Mileage Reimbursement	3,453	1,232	860	0	1,600	0	1,600
63	Expenses	Other Operating Expenses	(5515) Bank / Management Fees	1,565	388	1,211	796	2,000	280	2,000
64	Expenses	Other Operating Expenses	(5600) Dues / Subscriptions / Fees	850	774	403	1,402	1,200	0	2,000
65	Expenses	Other Operating Expenses	(5755) Repair & Maintenance - Vehicles	619	746	648	591	1,000	503	2,000
66	Expenses	Other Operating Expenses	(5705) Office Supplies/Delivery Fees	1,000	974	58	114	1,000	35	1,000
67	Expenses	Other Operating Expenses	(5830) Uniforms	669	440	444	342	700	200	800
68	Expenses	Other Operating Expenses	(5745) Repair & Maintenance - Equipment	176	94	0	462	1,200	147	1,500
69	Expenses	Other Operating Expenses	(5645) Fuel	500	0	0	0	500	0	750
70	Expenses	Other Operating Expenses	(5735) Rental Expense - Equipment	0	0	0	0	250	72	500
71	Expenses	Transfers/Subsidies	(7000) Operating Transfers Out	115,927	119,405	0	0	0	0	0
72	Expenses	Contract Services		3,210	4,318	3,210	14,191	13,500	1,580	16,500
73	Expenses	Contract Services	(5303) Aquifer District Fees	3,210	3,210	3,210	3,235	3,500	1,580	3,500
74	Expenses	Contract Services	(5324) Emergency Response Services-non City	0	0	0	0	10,000	0	10,000
75	Expenses	Contract Services	(5327) Engineer - Design Fees	0	1,107	0	10,956	0	0	3,000
76	Expenses	Misc Expenses	(PROPOSED) Proposed New Line	0	0	0	0	0	0	30,000
77	Expenses	Misc Expenses	(5775) Small Tools	3,182	2,412	1,995	2,633	2,500	158	2,500
78										
79	Revenues Less Expenses			-35,951	155,305	9,160	-47,753	-265,457	-121,320	-74,516

	A	B	C	D	E	F	G	H	I	J	
1	Sunset Valley										
2	TEST FY 22-23 ACTUALS to TEST BUDGET - Types										
3	Download generated on 04/14/2022										
4											
5	Funds Filter	Utility Enterprise Fund									
6	Departments Filt	Wastewater Department									
7											
8				2017-18 Actual	2018-19 Actual	2019-20 Actual	2020-21 Actual	2021-22 Budget	2021-22 Actual	2022-23 Budget	
9	Total Revenues			647,790	657,383	530,214	508,083	418,435	158,714	670,049	
10	Revenues	Utility Sales	(4220) Utility Sales	371,257	374,920	366,370	505,751	386,641	157,771	386,641	
11	Revenues	Transfers/Subsidy	(4300) Operating Transfers In	239,170	225,504	134,145	0	0	0	0	
12	Revenues	Transfers/Subsidy	(SUBSIDIES) Subsidy Transfer	0	0	0	0	0	0	251,614	
13	Revenues	Interest Revenue	(4095) Interest	36,343	56,959	27,428	2,332	31,129	942	31,129	
14	Revenues	Misc Revenues	(4210) Tap Fees - Reconnects	920	0	2,220	0	0	0	0	
15	Revenues	Misc Revenues	(4060) General Fees & Inspections	100	0	50	0	665	0	665	
16											
17	Total Expenses			656,280	587,942	525,288	614,939	673,194	205,438	715,320	
18	Expenses	Utilities Expenses	(5373) Utility Contractual Services	456,947	418,376	461,169	485,981	529,545	158,485	540,136	
19	Expenses	Utilities Expenses	(5798) Annual WW Line Inspections	11,500	13,156	0	14,398	15,000	0	20,000	
20	Expenses	Utilities Expenses	(5375) Utility Inspections	50	275	163	92	500	0	500	
21	Expenses	Salary, Benefits, and Other Compensation	(5000) Salaries	0	0	0	52,488	71,969	31,070	76,382	
22	Expenses	Salary, Benefits, and Other Compensation	(5099) Payroll Expenses - Payroll Services	0	57,091	54,879	0	0	0	0	
23	Expenses	Salary, Benefits, and Other Compensation	(5140) TMRS City Contribution	22,998	0	0	9,470	8,459	4,373	9,789	
24	Expenses	Salary, Benefits, and Other Compensation	(5121) Medical Insurance Benefits	0	0	0	7,422	12,547	4,829	12,304	
25	Expenses	Salary, Benefits, and Other Compensation	(5080) Salary - Utilities Superintendent	17,997	0	0	0	0	0	0	
26	Expenses	Salary, Benefits, and Other Compensation	(5091) Salary - Licensing Incentives	0	0	0	415	4,116	653	7,626	
27	Expenses	Salary, Benefits, and Other Compensation	(5150) Workers Compensation Benefits	3,145	0	0	2,714	3,253	0	3,611	
28	Expenses	Salary, Benefits, and Other Compensation	(5060) Salary - Public Works Director	10,748	0	-276	0	0	0	0	
29	Expenses	Salary, Benefits, and Other Compensation	(5090) Salary - Overtime	1,192	0	0	1,350	2,302	758	2,524	
30	Expenses	Salary, Benefits, and Other Compensation	(5010) Salary - PW Operations Manager	7,041	0	0	0	0	0	0	
31	Expenses	Salary, Benefits, and Other Compensation	(5063) Salary - Maintenance Tech 1 (RS)	6,428	0	0	0	0	0	0	
32	Expenses	Salary, Benefits, and Other Compensation	(5130) Medicare Tax - Employers Contribution	870	0	0	813	1,051	758	1,216	
33	Expenses	Salary, Benefits, and Other Compensation	(5065) Salary - Development Permit Coordinator	3,978	0	0	0	0	0	0	
34	Expenses	Salary, Benefits, and Other Compensation	(5062) Salary - Maintenance Tech (DV)	3,587	0	0	0	0	0	0	
35	Expenses	Salary, Benefits, and Other Compensation	(5001) Salary - Accounting Clerk	2,369	0	0	0	0	0	0	
36	Expenses	Salary, Benefits, and Other Compensation	(5057) Salary - Administrative Clerk	2,083	0	-62	0	0	0	0	
37	Expenses	Salary, Benefits, and Other Compensation	(5122) Dental Insurance Benefits	0	0	0	417	589	230	610	
38	Expenses	Salary, Benefits, and Other Compensation	(5068) Salary - Maintenance Tech (CW)	1,480	0	215	0	0	0	0	
39	Expenses	Salary, Benefits, and Other Compensation	(5064) Salary - Maintenance Tech (QD)	1,648	0	0	0	0	0	0	
40	Expenses	Salary, Benefits, and Other Compensation	(5124) Long Term Disability Insurance	0	0	0	289	437	158	452	
41	Expenses	Salary, Benefits, and Other Compensation	(5084) Salary - Cell phone allowance	0	0	0	274	468	155	414	
42	Expenses	Salary, Benefits, and Other Compensation	(5086) Salary - Bilingual	0	0	0	204	150	135	510	
43	Expenses	Salary, Benefits, and Other Compensation	(5126) Short Term Disability Insurance	0	0	0	195	336	109	348	
44	Expenses	Salary, Benefits, and Other Compensation	(5131) TWC - Employers Contribution	0	0	0	12	336	256	348	
45	Expenses	Salary, Benefits, and Other Compensation	(5076) Salary - PW Maintenance Tech (QD)	-124	0	772	0	0	0	0	
46	Expenses	Salary, Benefits, and Other Compensation	(5046) Salary - Longevity	0	0	0	130	84	84	238	
47	Expenses	Salary, Benefits, and Other Compensation	(5087) Salary - Education	0	0	0	126	45	53	300	

	A	B	C	D	E	F	G	H	I	J	
1	Sunset Valley										
2	TEST FY 22-23 ACTUALS to TEST BUDGET - Types										
3	Download generated on 04/14/2022										
4											
5	Funds Filter	Utility Enterprise Fund									
6	Departments Filt	Wastewater Department									
7											
8				2017-18 Actual	2018-19 Actual	2019-20 Actual	2020-21 Actual	2021-22 Budget	2021-22 Actual	2022-23 Budget	
48	Expenses	Salary, Benefits, and Other Compensation	(5123) Vision Insurance	0	0	0	84	115	47	120	
49	Expenses	Salary, Benefits, and Other Compensation	(5093) Salary - Holiday Pay	0	0	0	226	0	0	0	
50	Expenses	Salary, Benefits, and Other Compensation	(5120) Life Insurance Benefits	0	0	0	47	66	30	68	
51	Expenses	Transfers/Subsidies	(7000) Operating Transfers Out	86,946	89,554	0	0	0	0	0	
52	Expenses	Other Operating Expenses	(5758) Repairs & Maintenance - System	6,107	1,833	4,741	14,433	5,000	456	20,000	
53	Expenses	Other Operating Expenses	(5745) Repair & Maintenance - Equipment	0	2,976	0	3,147	1,200	402	1,200	
54	Expenses	Other Operating Expenses	(5820) Training & Education - City Staff	1,300	272	1,430	237	1,500	1,145	1,500	
55	Expenses	Other Operating Expenses	(5755) Repair & Maintenance - Vehicles	402	771	350	486	1,000	410	1,500	
56	Expenses	Other Operating Expenses	(5835) Utilities: elec/water/wastewater/telephone/gas	780	648	429	674	1,000	0	1,000	
57	Expenses	Other Operating Expenses	(5815) Training - Mileage Reimbursement	1,362	380	0	0	1,000	0	1,000	
58	Expenses	Other Operating Expenses	(5830) Uniforms	231	264	174	375	750	0	1,000	
59	Expenses	Other Operating Expenses	(5705) Office Supplies/Delivery Fees	800	0	0	127	800	0	800	
60	Expenses	Other Operating Expenses	(5650) Hazardous Material Disposal	0	0	0	0	1,000	0	1,000	
61	Expenses	Other Operating Expenses	(5645) Fuel	500	0	0	0	500	0	1,000	
62	Expenses	Other Operating Expenses	(5600) Dues / Subscriptions / Fees	0	463	111	75	575	0	575	
63	Expenses	Other Operating Expenses	(5735) Rental Expense - Equipment	0	0	0	28	500	377	750	
64	Expenses	Other Operating Expenses	(5753) Repair & Maintenance - Trails & Footpaths	0	0	0	34	0	0	0	
65	Expenses	Contract Services	(5324) Emergency Response Services-non City	0	0	0	0	5,000	365	5,000	
66	Expenses	Contract Services	(5327) Engineer - Design Fees	2,358	0	360	4,045	0	0	0	
67	Expenses	Contract Services	(5371) Industrial Waste Services	769	0	0	0	0	0	0	
68	Expenses	Project	(7213) Lift Station Improvements	0	0	0	13,766	0	0	0	
69	Expenses	Misc Expenses	(5775) Small Tools	788	1,883	832	366	2,000	104	1,500	
70											
71	Revenues Less Expenses			-8,489	69,441	4,925	-106,856	-254,759	-46,724	-45,271	

	A	B	C	D	E	F	G	H	I	J
1	Sunset Valley									
2	TEST FY 22-23 ACTUALS to TEST BUDGET - Types									
3	Download generated on 04/14/2022									
4										
5	Funds Filte	Utility Enterprise Fund								
6	Departmen	Solid Waste Department								
7										
8				2017-18 Actual	2018-19 Actual	2019-20 Actual	2020-21 Actual	2021-22 Budget	2021-22 Actual	2022-23 Budget
9	Total Revenues			138,958	137,880	143,692	6,935	4,954	2,933	199,853
10	Revenues	Transfers/Subsidy	(4300) Operating Transfers In	134,680	130,915	136,711	0	0	0	0
11	Revenues	Transfers/Subsidy	(SUBSIDIES) Subsidy Transfer	0	0	0	0	0	0	194,900
12	Revenues	Utility Sales	(4220) Utility Sales	4,237	6,695	6,977	6,935	4,792	2,933	4,792
13	Revenues	Misc Revenues	(4170) Recycle / Reclamation Sales	41	270	4	0	162	0	162
14										
15	Total Expenses			135,208	112,232	122,452	165,139	200,251	68,293	213,800
16	Expenses	Utilities Expenses	(5373) Utility Contractual Services	64,726	67,737	70,733	92,133	104,000	38,224	108,160
17	Expenses	Utilities Expenses	(5374) Utility Dumpster Rental	5,244	6,916	6,106	3,626	7,000	325	7,000
18	Expenses	Salary, Benefits, and Other Compensation	(5000) Salaries	0	0	0	36,718	49,340	19,601	52,796
19	Expenses	Salary, Benefits, and Other Compensation	(5099) Payroll Expenses - Payroll Services	0	28,442	34,347	0	0	0	0
20	Expenses	Salary, Benefits, and Other Compensation	(5140) TMRS City Contribution	13,472	0	0	4,735	6,029	3,279	6,663
21	Expenses	Salary, Benefits, and Other Compensation	(5121) Medical Insurance Benefits	0	0	0	3,711	8,193	3,622	8,160
22	Expenses	Salary, Benefits, and Other Compensation	(5064) Salary - Maintenance Tech (QD)	8,267	0	0	0	0	0	0
23	Expenses	Salary, Benefits, and Other Compensation	(5066) Salary - Ground Maintenance Supervisor	6,547	0	383	0	0	0	0
24	Expenses	Salary, Benefits, and Other Compensation	(5091) Salary - Licensing Incentives	0	0	0	135	2,058	268	3,648
25	Expenses	Salary, Benefits, and Other Compensation	(5068) Salary - Maintenance Tech (CW)	6,022	0	46	0	0	0	0
26	Expenses	Salary, Benefits, and Other Compensation	(5150) Workers Compensation Benefits	1,278	0	0	157	1,848	0	2,008
27	Expenses	Salary, Benefits, and Other Compensation	(5060) Salary - Public Works Director	5,374	0	-138	0	0	0	0
28	Expenses	Salary, Benefits, and Other Compensation	(5090) Salary - Overtime	163	0	0	574	1,772	259	1,820
29	Expenses	Salary, Benefits, and Other Compensation	(5030) Salary - Parks & Natural Resources Mgr.	4,045	0	0	0	0	0	0
30	Expenses	Salary, Benefits, and Other Compensation	(5130) Medicare Tax - Employers Contribution	500	0	0	554	749	489	828
31	Expenses	Salary, Benefits, and Other Compensation	(5001) Salary - Accounting Clerk	2,369	0	0	0	0	0	0
32	Expenses	Salary, Benefits, and Other Compensation	(5057) Salary - Administrative Clerk	2,083	0	-62	0	0	0	0
33	Expenses	Salary, Benefits, and Other Compensation	(5122) Dental Insurance Benefits	0	0	0	208	379	172	400
34	Expenses	Salary, Benefits, and Other Compensation	(5124) Long Term Disability Insurance	0	0	0	145	281	79	296
35	Expenses	Salary, Benefits, and Other Compensation	(5046) Salary - Longevity	0	0	0	221	167	125	238
36	Expenses	Salary, Benefits, and Other Compensation	(5084) Salary - Cell phone allowance	0	0	0	140	252	74	234
37	Expenses	Salary, Benefits, and Other Compensation	(5126) Short Term Disability Insurance	0	0	0	98	216	54	228
38	Expenses	Salary, Benefits, and Other Compensation	(5131) TWC - Employers Contribution	0	0	0	7	216	143	228
39	Expenses	Salary, Benefits, and Other Compensation	(5087) Salary - Education	0	0	0	71	45	83	150
40	Expenses	Salary, Benefits, and Other Compensation	(5123) Vision Insurance	0	0	0	42	74	35	78
41	Expenses	Salary, Benefits, and Other Compensation	(5086) Salary - Bilingual	-335	0	0	129	90	60	270
42	Expenses	Salary, Benefits, and Other Compensation	(5120) Life Insurance Benefits	0	0	0	24	42	15	44
43	Expenses	Salary, Benefits, and Other Compensation	(5093) Salary - Holiday Pay	0	0	0	62	0	0	0
44	Expenses	Community Programs	(5410) Brush Chipping Program	12,739	6,552	8,771	18,644	12,000	0	15,000
45	Expenses	Other Operating Expenses	(5510) Animal Control	1,554	1,629	1,831	2,323	3,500	1,186	3,500
46	Expenses	Other Operating Expenses	(5795) Tire Recycling	603	240	435	622	750	201	800

	A	B	C	D	E	F	G	H	I	J
1	Sunset Valley									
2	TEST FY 22-23 ACTUALS to TEST BUDGET - Types									
3	Download generated on 04/14/2022									
4										
5	Funds Filter	Utility Enterprise Fund								
6	Department	Solid Waste Department								
7										
8				2017-18 Actual	2018-19 Actual	2019-20 Actual	2020-21 Actual	2021-22 Budget	2021-22 Actual	2022-23 Budget
47	Expenses	Other Operating Expenses	(5735) Rental Expense - Equipment	300	362	0	0	750	0	750
48	Expenses	Other Operating Expenses	(5650) Hazardous Material Disposal	259	352	0	61	500	0	500
49										
50	Revenues Less Expenses			3,750	25,648	21,240	-158,204	-195,297	-65,360	-13,946

	A	B	C	D	E	F	G	H	I
1	Sunset Valley								
2	TEST FY 22-23 ACTUALS to TEST BUDGET - Types								
3	Download generated on 04/14/2022								
4									
5	Funds Filter	Utility Enterprise Fund							
6	Departments Filter	Wastewater - Utility Infrastructu	Water-Utility Infrastructure Reserve						
7									
8			2017-18 Actual	2018-19 Actual	2019-20 Actual	2020-21 Actual	2021-22 Budget	2021-22 Actual	2022-23 Budget
9	Total Revenues	Transfers/Subsidy	202,873	208,959	0	0	0	0	210,000
10									
11	Total Expenses		20,631	46,238	27,072	825	0	0	0
12	Expenses	Other Operating Expenses	18,438	46,238	27,072	825	0	0	0
13	Expenses	Utilities Expenses	2,193	0	0	0	0	0	0
14									
15	Revenues Less Expenses		182,242	162,721	-27,072	-825	0	0	210,000

	A	B	C	D	EF	G	H	I	J	K
1	Sunset Valley									
2	TEST FY 22-23 ACTUALS to TEST BUDGET - Types									
3	Download generated on 04/14/2022									
4										
5	Funds Filter	Street Replacement/Repair Fund								
6	Departments F	Street Repair/Replacement Funds								
7										
8				2017-18 Actual	2018-19 Actual	2019-20 Actual	2020-21 Actual	2021-22 Budget	2021-22 Actual	2022-23 Budget
9	Total Revenues			907,948	951,733	810,343	858,113	785,592	482,363	828,425
10	Revenues	Sales Tax Revenue	(4185) Sales and Use Tax - R&M Street	820,538	810,236	737,920	850,848	707,167	479,064	750,000
11	Revenues	Interest Revenue	(4095) Interest	87,409	141,497	72,423	7,265	78,425	3,300	78,425
12										
13	Total Expenses			34,556	83,516	285,405	97,618	143,892	33,636	218,614
14	Expenses	Other Operating Expenses	(5750) Repair & Maintenance - Streets & Drainage	34,556	81,218	253,078	40,970	83,000	6,864	150,000
15	Expenses	Other Operating Expenses	(5770) Small Equipment Repair/Purchase	0	0	0	113	0	0	0
16	Expenses	Salary, Benefits, and Other Compensation	(5000) Salaries	0	0	0	35,984	40,971	19,758	44,407
17	Expenses	Salary, Benefits, and Other Compensation	(5121) Medical Insurance Benefits	0	0	0	3,711	6,686	2,415	6,728
18	Expenses	Salary, Benefits, and Other Compensation	(5140) TMRS City Contribution	0	0	0	4,735	4,686	2,186	5,704
19	Expenses	Salary, Benefits, and Other Compensation	(5091) Salary - Licensing Incentives	0	0	0	355	3,234	508	5,466
20	Expenses	Salary, Benefits, and Other Compensation	(5150) Workers Compensation Benefits	0	0	0	2,025	1,960	0	2,264
21	Expenses	Salary, Benefits, and Other Compensation	(5090) Salary - Overtime	0	0	0	1,025	1,226	612	1,400
22	Expenses	Salary, Benefits, and Other Compensation	(5130) Medicare Tax - Employers Contribution	0	0	0	562	582	463	709
23	Expenses	Salary, Benefits, and Other Compensation	(5122) Dental Insurance Benefits	0	0	0	208	324	115	345
24	Expenses	Salary, Benefits, and Other Compensation	(5084) Salary - Cell phone allowance	0	0	0	214	277	110	259
25	Expenses	Salary, Benefits, and Other Compensation	(5086) Salary - Bilingual	0	0	0	169	132	120	312
26	Expenses	Salary, Benefits, and Other Compensation	(5124) Long Term Disability Insurance	0	0	0	145	240	79	256
27	Expenses	Salary, Benefits, and Other Compensation	(5131) TWC - Employers Contribution	0	0	0	9	185	167	197
28	Expenses	Salary, Benefits, and Other Compensation	(5126) Short Term Disability Insurance	0	0	0	98	185	54	197
29	Expenses	Salary, Benefits, and Other Compensation	(5046) Salary - Longevity	0	0	0	116	59	125	114
30	Expenses	Salary, Benefits, and Other Compensation	(5087) Salary - Education	0	0	0	111	45	23	150
31	Expenses	Salary, Benefits, and Other Compensation	(5123) Vision Insurance	0	0	0	42	63	23	68
32	Expenses	Salary, Benefits, and Other Compensation	(5093) Salary - Holiday Pay	0	0	0	164	0	0	0
33	Expenses	Salary, Benefits, and Other Compensation	(5120) Life Insurance Benefits	0	0	0	24	36	15	38
34	Expenses	Transfers/Subsidies	(7000) Operating Transfers Out	0	0	22,747	0	0	0	0
35	Expenses	Project	(7184) Sunset Trail Street	0	0	9,580	0	0	0	0
36	Expenses	Project	(7206) Pillow Road Trench Repair Project	0	2,299	0	0	0	0	0
37	Expenses	Contract Services	(5327) Engineer - Design Fees	0	0	0	6,840	0	0	0
38										
39	Revenues Less Expenses			873,392	868,217	524,938	760,494	641,700	448,727	609,811

	A	B	C	D	E	F	G	H	I	J
1	Sunset Valley									
2	TEST FY 22-23 ACTUALS to TEST BUDGET - Types									
3	Download generated on 04/14/2022									
4										
5	Funds Filte	Hotel Occupancy Tax Fund	Street Replacement/Repair Fund							
6	Departmen	Hotel Occupancy Tax								
7										
8				2017-18 Actual	2018-19 Actual	2019-20 Actual	2020-21 Actual	2021-22 Budget	2021-22 Actual	2022-23 Budget
9	Total Revenues			266,786	265,297	140,778	155,775	177,201	111,144	264,636
10	Revenues	Hotel Occupancy Tax	(4080) Hotel Occupancy Tax	255,262	248,891	129,900	155,050	167,565	107,747	255,000
11	Revenues	Interest Revenue	(4095) Interest	11,525	16,406	7,945	725	9,636	296	9,636
12	Revenues	Revenues	(4551) Art Fest Sponsorships	0	0	0	0	0	2,811	0
13	Revenues	Revenues	(4552) Art Fest - Booth Fees	0	0	0	0	0	290	0
14	Revenues	Transfers/Subsidy	(4300) Operating Transfers In	0	0	2,933	0	0	0	0
15										
16	Total Expenses			228,732	252,434	97,834	223,064	284,490	62,744	106,350
17	Expenses	Community Programs	(5551) Sunset Valley Arts Commission-Arts Fest	40,001	37,650	24,563	0	39,915	20,033	39,915
18	Expenses	Community Programs	(6551) Advertising - Art Fest	40,761	41,385	6,220	0	41,435	5,322	41,435
19	Expenses	Community Programs	(6556) Advertising - SFC	39,887	41,808	16,593	33,419	25,307	4,323	0
20	Expenses	Community Programs	(5556) SFC- Farmer's Market	0	0	0	0	30,000	0	20,000
21	Expenses	Community Programs	(5554) JDRF One Walk 2016	15,000	15,000	15,000	0	0	0	5,000
22	Expenses	Other Operating Expenses	(5500) Advertising / Public Notices	93,082	116,591	35,457	189,645	147,833	33,065	0
23										
24	Revenues Less Expenses			38,055	12,863	42,944	-67,290	-107,289	48,399	158,286

	A	B	C	D	E	F	G	H	I	J
1	Sunset Valley									
2	TEST FY 22-23 ACTUALS to TEST BUDGET - Types									
3	Download generated on 04/14/2022									
4										
5	Funds Filte	Green Sales Tax Fund								
6	Departmen	Green Tax								
7										
8				2017-18 Actual	2018-19 Actual	2019-20 Actual	2020-21 Actual	2021-22 Budget	2021-22 Actual	2022-23 Budget
9	Total Revenues			429,119	436,052	393,751	427,267	371,572	240,453	476,800
10	Revenues	Sales Tax Revenue	(4184) Sales and Use Tax - Green Tax	410,300	405,148	368,988	425,456	353,610	239,550	475,000
11	Revenues	Interest Revenue	(4095) Interest	18,820	30,904	17,174	1,811	17,962	903	1,800
12	Revenues	Transfers/Subsidy	(4300) Operating Transfers In	0	0	7,590	0	0	0	0
13										
14	Total Expenses			852,071	157,263	71,989	207,902	1,230,130	1,038,772	208,828
15	Expenses	Project	(5660) Land Acquisition	0	0	0	0	1,000,918	1,000,918	0
16	Expenses	Project	(7177) Brodie Lane WQ/HMT Maintenance	0	59,145	0	0	0	0	0
17	Expenses	Project	(7214) Homestead Park Planning/Upper Cougar Creek	0	0	0	30,000	0	0	0
18	Expenses	Project	(7181) Ernest Robles Way WQP Rehabilitation	0	0	325	13,920	0	0	0
19	Expenses	Project	(7203) 34 Reese - Environmental Study	2,004	0	0	0	0	0	0
20	Expenses	Transfers/Subsidies	(7000) Operating Transfers Out	850,067	0	0	0	0	0	0
21	Expenses	Salary, Benefits, and Other Compensation	(5000) Salaries	0	0	0	63,079	81,449	24,655	56,261
22	Expenses	Salary, Benefits, and Other Compensation	(5099) Payroll Expenses - Payroll Services	0	41,451	45,872	0	0	0	0
23	Expenses	Salary, Benefits, and Other Compensation	(5121) Medical Insurance Benefits	0	0	0	7,422	10,383	4,829	8,832
24	Expenses	Salary, Benefits, and Other Compensation	(5140) TMRS City Contribution	0	0	0	9,470	9,747	4,373	7,043
25	Expenses	Salary, Benefits, and Other Compensation	(5150) Workers Compensation Benefits	0	0	0	3,018	3,649	0	2,712
26	Expenses	Salary, Benefits, and Other Compensation	(5091) Salary - Licensing Incentives	0	0	0	440	4,998	820	2,010
27	Expenses	Salary, Benefits, and Other Compensation	(5090) Salary - Overtime	0	0	0	909	1,774	547	1,885
28	Expenses	Salary, Benefits, and Other Compensation	(5130) Medicare Tax - Employers Contribution	0	0	0	958	1,211	694	901
29	Expenses	Salary, Benefits, and Other Compensation	(5046) Salary - Longevity	0	0	0	427	543	460	349
30	Expenses	Salary, Benefits, and Other Compensation	(5122) Dental Insurance Benefits	0	0	0	417	526	230	420
31	Expenses	Salary, Benefits, and Other Compensation	(5084) Salary - Cell phone allowance	0	0	0	337	450	126	396
32	Expenses	Salary, Benefits, and Other Compensation	(5124) Long Term Disability Insurance	0	0	0	289	390	158	311
33	Expenses	Salary, Benefits, and Other Compensation	(5086) Salary - Bilingual	0	0	0	258	210	135	450
34	Expenses	Salary, Benefits, and Other Compensation	(5087) Salary - Education	0	0	0	283	360	135	150
35	Expenses	Salary, Benefits, and Other Compensation	(5126) Short Term Disability Insurance	0	0	0	195	300	109	239
36	Expenses	Salary, Benefits, and Other Compensation	(5131) TWC - Employers Contribution	0	0	0	14	300	180	239
37	Expenses	Salary, Benefits, and Other Compensation	(5123) Vision Insurance	0	0	0	84	103	47	82
38	Expenses	Salary, Benefits, and Other Compensation	(5120) Life Insurance Benefits	0	0	0	47	59	30	47
39	Expenses	Salary, Benefits, and Other Compensation	(5093) Salary - Holiday Pay	0	0	0	113	0	0	0
40	Expenses	Other Operating Expenses	(5711) Open Space Management	0	22,292	14,540	41,920	40,000	0	40,000
41	Expenses	Other Operating Expenses	(5880) Water Quality Ponds	0	4,441	3,352	1,800	15,000	57	15,000
42	Expenses	Other Operating Expenses	(5749) Repair and Maintenance - Natural Waterways	0	11,049	1,874	0	12,000	0	12,000
43	Expenses	Other Operating Expenses	(5745) Repair & Maintenance - Equipment	0	3,000	441	0	3,000	75	3,000
44	Expenses	Other Operating Expenses	(5823) Education Programs	0	0	285	0	3,000	0	3,000
45	Expenses	Other Operating Expenses	(5820) Training & Education - City Staff	0	0	0	499	2,000	0	2,000
46	Expenses	Other Operating Expenses	(5753) Repair & Maintenance - Trails & Footpaths	0	0	0	304	2,000	194	2,000

	A	B	C	D	E	F	G	H	I	J
1	Sunset Valley									
2	TEST FY 22-23 ACTUALS to TEST BUDGET - Types									
3	Download generated on 04/14/2022									
4										
5	Funds Filter	Green Sales Tax Fund								
6	Department	Green Tax								
7										
8				2017-18 Actual	2018-19 Actual	2019-20 Actual	2020-21 Actual	2021-22 Budget	2021-22 Actual	2022-23 Budget
47	Expenses	Contract Services	(5350) Grounds Maintenance	0	0	0	30,000	13,260	0	30,000
48	Expenses	Contract Services	(5381) Water Quality Consultants	0	10,954	4,037	0	15,000	0	12,000
49	Expenses	Contract Services	(5327) Engineer - Design Fees	0	0	0	1,451	0	0	0
50	Expenses	Community Programs	(5133) Urban Forestry	0	3,489	1,265	248	5,000	0	5,000
51	Expenses	Community Programs	(5446) Environmental Monitoring Program	0	1,441	0	0	2,500	0	2,500
52										
53	Revenues Less Expenses			-422,951	278,789	321,762	219,365	-858,558	-798,319	267,972

Sunset Valley								
TEST FY 22-23 ACTUALS to TEST BUDGET - Types								
Download generated on 04/14/2022								
Funds Filter	GN-Equipment Repair & Replacement Fund							
		2017-18 Actual	2018-19 Actual	2019-20 Actual	2020-21 Actual	2021-22 Budget	2021-22 Actual	2022-23 Budget
Revenues		157,086	179,472	10,207	602	102,806	237	500,000
Expenses		77,580	82,387	147,990	28,131	0	0	0
Revenues Less Expenses		79,506	97,085	-137,784	-27,530	102,806	237	500,000

	A	B	C	D	E	F	G	H	I	J
1	Sunset Valley									
2	TEST FY 22-23 ACTUALS to TEST BUDGET - Types									
3	Download generated on 04/14/2022									
4										
5	Funds Filter	Drainage Utility								
6										
7				2017-18 Actual	2018-19 Actual	2019-20 Actual	2020-21 Actual	2021-22 Budget	2021-22 Actual	2022-23 Budget
8	Total Revenues			107,804	111,888	107,458	102,252	102,395	42,577	126,004
9	Revenues	Utility Sales	(4220) Utility Sales	101,464	101,468	101,644	101,619	96,391	42,287	120,000
10	Revenues	Interest Revenue	(4095) Interest	6,340	10,421	5,814	633	6,004	291	6,004
11										
12	Total Expenses			58,549	6,313	15,243	74,850	86,222	21,242	101,425
13	Expenses	Salary, Benefits, and Other Compensation	(5000) Salaries	0	0	0	25,330	42,249	14,257	41,304
14	Expenses	Salary, Benefits, and Other Compensation	(5121) Medical Insurance Benefits	0	0	0	3,711	6,533	2,415	6,215
15	Expenses	Salary, Benefits, and Other Compensation	(5140) TMRS City Contribution	0	0	0	4,735	5,147	2,186	5,255
16	Expenses	Salary, Benefits, and Other Compensation	(5091) Salary - Licensing Incentives	0	0	0	135	2,058	268	3,648
17	Expenses	Salary, Benefits, and Other Compensation	(5150) Workers Compensation Benefits	0	0	0	1,272	1,982	0	1,956
18	Expenses	Salary, Benefits, and Other Compensation	(5090) Salary - Overtime	0	0	0	435	1,197	259	1,245
19	Expenses	Salary, Benefits, and Other Compensation	(5130) Medicare Tax - Employers Contribution	0	0	0	385	640	386	653
20	Expenses	Salary, Benefits, and Other Compensation	(5122) Dental Insurance Benefits	0	0	0	208	316	115	316
21	Expenses	Salary, Benefits, and Other Compensation	(5084) Salary - Cell phone allowance	0	0	0	140	270	74	234
22	Expenses	Salary, Benefits, and Other Compensation	(5124) Long Term Disability Insurance	0	0	0	145	234	79	234
23	Expenses	Salary, Benefits, and Other Compensation	(5046) Salary - Longevity	0	0	0	116	209	125	238
24	Expenses	Salary, Benefits, and Other Compensation	(5086) Salary - Bilingual	0	0	0	129	90	60	270
25	Expenses	Salary, Benefits, and Other Compensation	(5126) Short Term Disability Insurance	0	0	0	98	180	54	180
26	Expenses	Salary, Benefits, and Other Compensation	(5131) TWC - Employers Contribution	0	0	0	6	180	114	180
27	Expenses	Salary, Benefits, and Other Compensation	(5087) Salary - Education	0	0	0	41	90	23	150
28	Expenses	Salary, Benefits, and Other Compensation	(5123) Vision Insurance	0	0	0	42	62	23	62
29	Expenses	Salary, Benefits, and Other Compensation	(5120) Life Insurance Benefits	0	0	0	24	35	15	35
30	Expenses	Salary, Benefits, and Other Compensation	(5093) Salary - Holiday Pay	0	0	0	62	0	0	0
31	Expenses	Other Operating Expenses	(5746) Repair & Maint. - Drainage-Streets & ROW	1,095	1,308	4,305	1,734	20,000	0	19,000
32	Expenses	Other Operating Expenses	(5761) Repair & Maintenance - Water Quality Ponds	5,387	4,085	5,815	1,429	4,000	791	-500
33	Expenses	Other Operating Expenses	(5699) Storm Water Program	0	0	0	0	0	0	20,000
34	Expenses	Other Operating Expenses	(5749) Repair and Maintenance - Natural Waterways	12,000	0	0	0	0	0	0
35	Expenses	Other Operating Expenses	(5823) Education Programs	0	230	0	0	750	0	750
36	Expenses	Transfers/Subsidies	(7000) Operating Transfers Out	40,067	0	3,486	0	0	0	0
37	Expenses	Contract Services	(5350) Grounds Maintenance	0	0	0	30,000	0	0	0
38	Expenses	Contract Services	(5327) Engineer - Design Fees	0	690	0	4,675	0	0	0
39	Expenses	Project	(7209) Regional Detention Pond Dam	0	0	1,638	0	0	0	0
40										
41	Revenues Less Expenses			49,254	105,575	92,215	27,401	16,173	21,335	24,580

Proposed CIP Summary							Engineering Costs will be estimated at 15% of the project cost.
Project/Fund	Current Year	FY 22	FY 23	FY 24	FY 25	FY 26	Total
Utility Fund (Water & Wastewater)							\$ 1,774,000
W -Lone Oak	\$ 190,000.00						
W -Sunset Trail	\$ 128,000.00	\$ 252,000.00					
W -Backflow Prevention		\$ 15,000.00					
W -Residential Automated Meter Reading		\$ 105,000.00					
WW- Lift Station	\$ 82,000.00	\$ 112,000.00					
WW - US 290 Sewer		\$ 150,000.00					
W - ERW Waterline			\$ 200,000				
W- Home Depot Water Vault			\$ 50,000				
W - AISD Meter Conversion			\$ 10,000				
W- Burger Center Fire Line			\$ 22,000				
W - AISD Meter Conversion				\$ 80,000			
W- Burger Center Fire Line				\$ 178,000			
W- Commercial AMR						\$ 200,000	
Subtotal	\$ 400,000.00	\$ 634,000.00	\$ 282,000	\$ 258,000	\$ -	\$ 200,000	
Streets							\$ 1,856,140
S- Lone Oak Turnaround		\$ 80,000.00					
S- Lone Oak Related to Waterline Above		\$ 239,126.00					
S- Sunset Trail Related to Waterline Above		\$ 143,003.00					
S- Maintenance Plan FY 22		\$ 75,001.00					
S- Maintenance Plan FY 23			\$ 799,010				
S- ERW Repair			\$ 250,000				
S- Maintenance Plan FY 24				\$ 90,000			
S- Maintenance Plan FY 25					\$ 90,000		
S- Maintenance Plan FY 26						\$ 90,000	
Subtotal		\$ 537,130.00	\$ 1,049,010	\$ 90,000	\$ 90,000	\$ 90,000	
Drainage							
Subtotal		\$ -					
Venue Fund							\$ 65,000
Lovegrass Water Quality Pond		\$ 65,000.00					
Subtotal		\$ 65,000.00		\$ -	\$ -	\$ -	
General Fund							\$ 385,000
Burger Center Trail			\$ 80,000				
Valley Creek Park		\$ 40,000.00					
Parks and Open Space Master Plan		\$ 50,000.00					
Land Development Code		\$ 50,000.00					
<i>Public Safety Improvements-City Hall Complex</i>		\$ 115,000.00					<i>New project per Council priority -Mayor's Budget</i>
<i>IT improvements to City Hall</i>		\$ 25,000.00					<i>Mayor's Budget</i>
GIS Mapping		\$ 25,000.00					
Subtotal		\$ 305,000.00	\$ 80,000	\$ -	\$ -	\$ -	
Grand Total All Funds							\$ 4,080,140